

You have purchased one of the finest vehicles built in the world today, and it is backed by one of the finest warranties in the industry. This excellent warranty coverage demonstrates not only our confidence in Lexus vehicles, but also our commitment to every Lexus customer. We're dedicated to ensuring that you enjoy exceptional quality, dependability and peace of mind throughout your ownership experience.

To further demonstrate our commitment to our customers' satisfaction, occasionally we may establish a special policy adjustment to pay for specific repairs that are no longer covered by warranty. When we establish such a policy adjustment, we mail details to all applicable owners on record. That's why it is important to send in the card at the back of this booklet if you change your address or if you have purchased your Lexus from a previous owner.

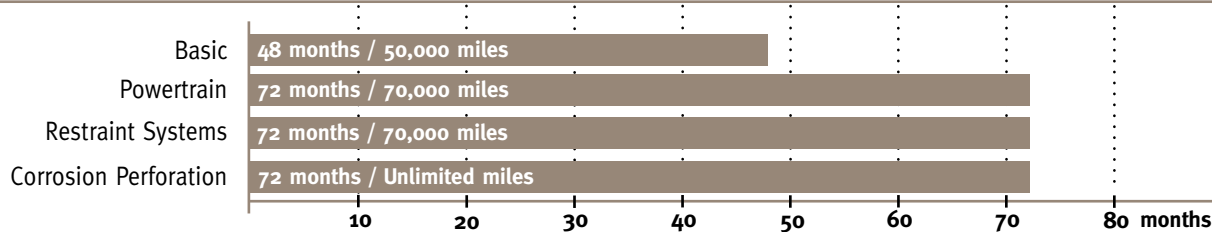
You've made a wise decision to purchase a Lexus. Your vehicle delivers world-class luxury and performance, along with an unparalleled commitment from

Lexus to ensuring your satisfaction. You can be confident — as we are — that you'll enjoy owning your Lexus as much as you enjoy driving it.

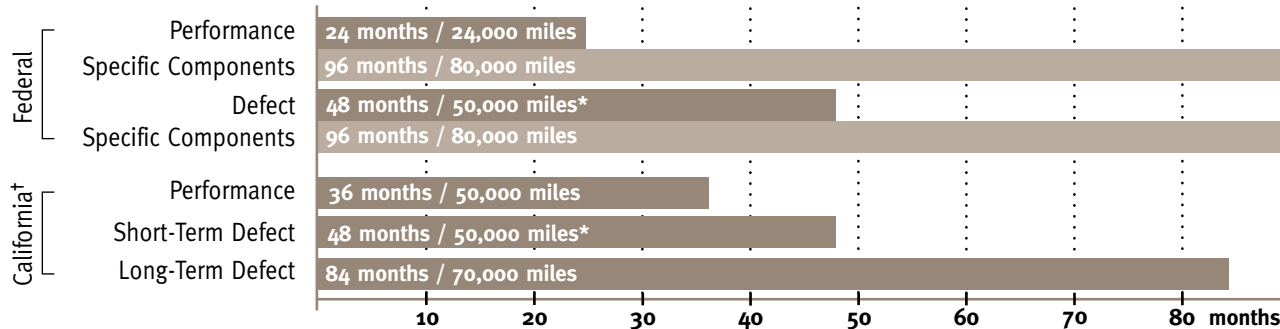
This section of the *Owner's Manual Supplement* describes the terms of Lexus warranty coverage as well as general owner responsibilities. The section entitled "Maintenance Information" beginning on page 96 describes your vehicle's maintenance requirements. Be sure to review this information carefully, since proper maintenance is required to ensure that warranty coverage remains intact.

All warranty information is the latest available at the time of publication and, with the exception of the emission control warranties, is subject to change without notice.

## New Vehicle Limited Warranty



## Emission Control Warranty



\*Specific components may have longer coverage under terms of the Powertrain Warranty.

<sup>†</sup>Also applies to Massachusetts and Vermont vehicles equipped with a California Certified Emission Control System. Vehicles covered by this warranty are also covered by the Federal Emission Control Warranty.

## GENERAL WARRANTY PROVISIONS

### Who Is the Warrantor

The warrantor for these limited warranties is Lexus, a division of Toyota Motor Sales, U.S.A., Inc., 19001 South Western Avenue, Torrance, California 90509-2991, a California corporation.

### Which Vehicles Are Covered

These warranties apply to all 2002 model-year Lexus vehicles registered and normally operated in the United States, U.S. territories and Canada. Warranty coverage is automatically transferred at no cost to subsequent vehicle owners.

### Multiple Warranty Conditions

This booklet contains warranty terms and conditions that may vary depending on the part covered. A warranty for specific parts or systems, such as the Powertrain Warranty or Emission Performance Warranty, is governed by the coverage set forth in that warranty as well as the General Warranty Provisions.

### When Warranty Begins

The warranty period begins on the vehicle's in-service date, which is the first date the vehicle is either delivered to an ultimate purchaser, leased, or used as a company car or demonstrator.

### Repairs Made at No Charge

Repairs and adjustments covered by these warranties are made at no charge for parts and labor.

### Parts Replacement

Any needed parts replacement will be made using new or remanufactured parts. The decision whether a part should be repaired or replaced will be made by the servicing Lexus dealership and/or Lexus. Parts scheduled to be replaced as required maintenance are warranted until their first replacement only.

**Note:** Lexus remanufactured parts meet or exceed all factory standards for safety, quality and reliability.

**Limitations**

The performance of necessary repairs and adjustments is the exclusive remedy under these warranties or any implied warranties. Lexus does not authorize any person to create for it any other obligation or liability in connection with this vehicle.

**Any implied warranty of merchantability or fitness for a particular purpose is limited to the duration of these written warranties.** Some states do not allow restrictions on how long an implied warranty lasts, so this limitation may not apply to you.

**Your Rights Under State Law**

These warranties give you specific legal rights. You may also have other rights that vary from state to state.

## WHAT IS COVERED AND HOW LONG

### Basic Warranty

This warranty covers repairs and adjustments needed to correct defects in materials or workmanship of any part supplied by Lexus, subject to the exceptions indicated under “What Is Not Covered” on pages 19–20.

Coverage is for 48 months or 50,000 miles, whichever occurs first, with the exception of wheel alignment and wheel balancing, which are covered for 12 months or 20,000 miles, whichever occurs first.

### Powertrain Warranty

This warranty covers repairs needed to correct defects in materials or workmanship of any component listed here and supplied by Lexus, subject to the exceptions indicated under “What Is Not Covered” on pages 19–20.

Coverage is for 72 months or 70,000 miles, whichever occurs first.

### Engine

Cylinder block and head and all internal parts, intake manifold, exhaust manifold, timing belt and cover,

flywheel, oil pan, water pump, fuel pump, engine mounts, engine control computer, seals and gaskets.

### Transmission and Transaxle

Case and all internal parts, torque converter, clutch cover, mounts, engine control computer, seals and gaskets.

### Front-Wheel-Drive System

Drive shaft, axle, hub, bearings, seals and gaskets.

### Rear-Wheel-Drive System

Differential carrier assembly, drive shaft, axle carrier, axle case, axle bearing, axle shaft, seals and gaskets.

### Corrosion Perforation Warranty

This warranty covers repair or replacement of any original body panel that develops perforation from corrosion (rust-through), subject to the exceptions indicated under “What Is Not Covered” on pages 19–20.

Coverage is for 72 months, regardless of mileage.

For information on how to protect your vehicle from corrosion, see the section entitled “Service Procedures and Specifications – Body” in the *Owner's Manual*.

### Restraint Systems Warranty

This warranty covers repairs needed to correct defects in materials or workmanship of any seatbelt or air bag system supplied by Lexus, subject to the exceptions indicated under “What Is Not Covered” on pages 19–20.

Coverage is for 72 months or 70,000 miles, whichever occurs first.

For vehicles sold and registered in Kansas, the warranty for seatbelts and related components is 10 years, regardless of mileage.

### Towing

When your vehicle is inoperable due to failure of a warranted part, towing service to the nearest authorized Lexus dealership is covered.

### WHAT IS NOT COVERED

This warranty does not cover damage or failures resulting directly or indirectly from any of the following:

- Fire, accidents or theft
- Abuse or negligence
- Misuse — for example, racing or overloading
- Improper repairs
- Alteration or tampering, including installation of non-Genuine Lexus Accessories
- Lack of or improper maintenance, including use of fluids other than those specified in the *Owner's Manual*
- Installation of non-Genuine Lexus Parts
- Airborne chemicals, tree sap, road debris (including stone chips), rail dust, salt, hail, floods, wind storms, lightning and other environmental conditions
- Water contamination

## NEW VEHICLE LIMITED WARRANTY

This warranty also does not cover the following:

**Tires**

Tires are covered by a separate warranty provided by the tire manufacturer. See pages 34–92.

**Normal Wear and Tear**

Noise, vibration, cosmetic conditions and other deterioration caused by normal wear and tear.

**Maintenance Expense\***

Normal maintenance services such as engine tune-ups; replacement of fluids and filters; lubrication; cleaning and polishing; replacement of spark plugs and fuses; and replacement of worn wiper blades, brake pads/linings and clutch linings.

**Vehicles With Altered Odometer**

Failure of a vehicle on which the odometer has been altered so that actual vehicle mileage cannot be readily determined.

**Vehicles With Unknown Vehicle Identification Number**

Any vehicle for which the original factory-assigned vehicle identification number cannot be determined.

**Salvage or Total-Loss Vehicles**

Any vehicle that has ever been issued a “salvage” title or similar title under any state’s law; or has ever been declared a “total loss” or equivalent by a financial institution or insurer, such as by payment for a claim in lieu of repairs because the cost of repairs exceeded the cash value of the vehicle. This exclusion does not apply to the emission control warranties.

**Incidental Damages**

Incidental or consequential damages associated with a vehicle failure. Such damages include but are not limited to inconvenience; the cost of transportation, telephone calls and lodging; the loss of personal or commercial property; and the loss of pay or revenue.

---

\*Lexus provides the first two scheduled maintenance services at no charge. See page 4 for details.

**Disclaimer of Extra Expenses and Damages**

The performance of necessary repairs and adjustments is the exclusive remedy under this warranty or any implied warranty. Lexus does not authorize any person to create for it any other obligation or liability in connection with this vehicle. Lexus shall not be liable for incidental or consequential damages resulting from breach of this written warranty or any implied warranty. Any implied warranty of merchantability or fitness for a particular purpose is limited to the duration of this written warranty, except in states where this limitation is not allowed.

**DISPUTE RESOLUTION**

If a dispute arises regarding your warranty coverage, please follow the steps described under “If You Need Assistance” on pages 8–10. Please note that you must see BBB AUTO LINE before seeking remedies through a court action pursuant to the Magnuson-Moss Warranty Act. You may also be required to use BBB AUTO LINE before seeking remedies under the “Lemon Laws” of your state. For the requirements applicable to your state, see the appropriate page of the *Owner's Manual Supplement – Lemon Law Information* booklet located in your glove box.



## WHAT IS COVERED AND HOW LONG

### Emission Defect Warranty

Lexus warrants that your vehicle:

- Was designed, built and equipped to conform at the time of sale with applicable federal emissions standards.
- Is free from defects in materials and workmanship that may cause the vehicle to fail to meet these standards.

Federal regulations require that this warranty be in effect for two years or 24,000 miles from the vehicle's in-service date, whichever occurs first. However, under the terms of the Basic Warranty, Lexus provides coverage of four years or 50,000 miles, whichever occurs first. Specific components may have longer coverage under the terms of the Powertrain Warranty. Additionally, components marked "8/80" in the parts list on pages 23–24 have coverage of eight years or 80,000 miles, whichever occurs first.

### Emission Performance Warranty

Some states and localities have established vehicle inspection and maintenance (I/M) programs to encourage proper vehicle maintenance. If an EPA-approved I/M program is in force in your area, you are eligible for Emission Performance Warranty coverage.

Under the terms of the Emission Performance Warranty and federal regulations, Lexus will make all necessary repairs if both of the following occur:

- Your vehicle fails to meet applicable emissions standards as determined by an EPA-approved emissions test.
- This failure results or will result in some penalty to you — such as a fine or denial of the right to use your vehicle — under local, state or federal law.

This warranty is in effect for two years or 24,000 miles from the vehicle's in-service date, whichever occurs first. Additionally, components marked "8/80" in the parts list on pages 23–24 have coverage of eight years or 80,000 miles, whichever occurs first.

## WHAT IS NOT COVERED

These warranty obligations do not apply to failures or noncompliance caused by:

- The use of replacement parts not certified in accordance with aftermarket parts certification regulations.
- The use of replacement parts not equivalent in quality or design to original equipment parts.

Provisions under the “What Is Not Covered” section of the New Vehicle Limited Warranty also apply to this warranty.

## WARRANTY PARTS LIST

### Air/Fuel Metering System

- Air/fuel ratio feedback control system
- Cold-start enrichment system
- Deceleration control system
- Electronic fuel injection system components
  - Airflow sensor
  - Engine control module (8/80)
  - Throttle body
  - Other components

### Air Induction System

- Intake manifold and intake air surge tank

### Air Injection System

- Air injection manifold
- Air injection pump
- Airflow control valves

---

8/80 = Covered for eight years or 80,000 miles, whichever occurs first.

FEDERAL EMISSION CONTROL WARRANTY

---

**Catalyst System**

- Catalytic converter and protector (8/80)
- Constricted fuel filler neck
- Exhaust manifold
- Exhaust pipe (manifold to catalyst and/or catalyst to catalyst)

**Evaporative Control System**

- Charcoal canister
- Fuel filler cap
- Fuel tank
- Vapor liquid separator

**Exhaust Gas Recirculation (EGR) System**

- EGR gas temperature sensor
- EGR valve
- Associated parts

**Ignition System**

- Distributor and internal parts
- Ignition coil and ignitor
- Ignition wires
- Spark plugs\*

**Positive Crankcase Ventilation (PCV) System**

- Oil filler cap
- PCV valve or orifice

**Other Parts Used in Above Systems**

- Data link connector (8/80)
- Hoses, clamps, fittings, tubing and mounting hardware
- Malfunction indicator light and bulb (8/80)
- Pulleys, belts and idlers
- Sealing gaskets and devices
- Sensors, switches and valves

---

8/80 = Covered for eight years or 80,000 miles, whichever occurs first.

\*Warranted until first required maintenance under terms of the California Emission Control Warranty.

## MAINTENANCE

You are responsible for performance of the required maintenance indicated in the *Owner's Manual* and this supplement. Lexus will not deny a warranty claim solely because you do not have records to show that you maintained your vehicle. However, any failure or noncompliance caused by lack of maintenance is not covered by this warranty.

**When maintenance and repairs are paid for by you, these services may be performed by you or by any automotive service provider you choose. Lexus will not deny a warranty claim simply because you used a service provider other than a Lexus dealership for maintenance and repairs.** However, any failure or noncompliance caused by improper maintenance or repairs is not covered by this warranty.

## REPLACEMENT PARTS

To ensure optimum performance and maintain the quality built into your vehicle's emission control systems, Lexus recommends the use of Genuine Lexus Parts when servicing or repairing the systems.

**Warranty coverage is not dependent upon the use of any particular brand of replacement parts and you may elect to use non-Genuine Lexus Parts for maintenance and repairs. However, use of replacement parts that are not equivalent in quality to Genuine Lexus Parts may impair the effectiveness of the emission control systems.**

If you use replacement parts that have maintenance or replacement schedules different from those of Genuine Lexus Parts, you must follow the maintenance and replacement schedules for the parts you are using. In addition, you should ensure that such parts are warranted by their manufacturers to be equivalent to Genuine Lexus Parts.

## FEDERAL EMISSION CONTROL WARRANTY

**IF YOUR VEHICLE  
FAILS AN EMISSIONS TEST**

If your vehicle fails an EPA-approved emissions test, you may make a claim under the Emission Performance Warranty. To do so, take your vehicle to an authorized Lexus dealership and present a copy of the emissions test report. Also, take your maintenance records in case they are needed.

If your claim qualifies for coverage, the dealership will repair your vehicle within 30 days (unless a shorter period is required by law). If your claim is denied, Lexus will notify you in writing of the reason within the same period. If we fail to do so, we will repair your vehicle free of charge. The only exceptions allowed are when you request or agree to a delay, or a delay is caused by factors beyond the control of Lexus or the dealership.

For information on how to obtain service under the Emission Defect Warranty, see page 95, “Obtaining Warranty Service.”

**IF YOU HAVE QUESTIONS**

If you have questions or concerns about your vehicle’s federal emission warranty coverage, please follow the steps described under “If You Need Assistance” on pages 8–10. In the case of the Emission Performance Warranty, you may also request information from or report complaints to:

U.S. Environmental Protection Agency  
Vehicle Programs & Compliance Division (6405J)  
Attn: Warranty Complaints  
401 M Street SW  
Washington, D.C. 20460

Vehicles equipped with a California Certified Emission Control System that are registered and operated in California or any state that adopts California emission warranty provisions are also covered by the California Emission Control Warranty (see page 28). Massachusetts and Vermont are the only other states to which the California Emission Control Warranty currently applies.

## DEALER CERTIFICATE

We (the dealership) want you to know that at the time your new Lexus vehicle is being delivered:

- 1) On the basis of written notification furnished by Lexus, we have knowledge that the vehicle is covered by an EPA Certificate of Conformity.
- 2) We have visually inspected those emission control devices or portions thereof that are visible without removing or adjusting any components or systems, emissions-related or otherwise. On the basis of this inspection, there are no apparent deficiencies in the installation of emission control devices by Lexus. (For purposes of this certificate, "emission control devices" is limited to devices installed on a vehicle for the sole or primary purpose of controlling emissions and which were not in general use before 1968.)
- 3) We have performed all emission control system preparations required by Lexus prior to the sale of the vehicle as set forth in Lexus' current pre-delivery service manual.
- 4) Except as may be provided in Paragraph 5, if this vehicle fails an EPA-approved emissions test within three months or 4,000 miles (whichever comes first) of delivery to the ultimate purchaser, and the vehicle

has been maintained and used in accordance with the written instructions for proper maintenance and use, Lexus will remedy the non-conformity free of charge under the terms of the Emission Performance Warranty.

- 5) If vehicle was used as a company car or demonstrator, check box and complete the following:

☐ The vehicle with which this statement is delivered was placed into service as a company car or demonstrator prior to delivery. The Emission Performance Warranty period commenced on the date the vehicle was first placed into service, which was \_\_\_\_\_.

Month                      Day                      Year

**Note:** The dealership makes no representation or warranty that the emission control system or any part thereof is without defect or that the system will perform properly. The Emission Performance Warranty referred to in Paragraph 4 and furnished with the vehicle is solely that of the manufacturer.

This statement is required by section 207 of the Clean Air Act (42 U.S.C. 7541) and the EPA regulations issued thereunder.

\_\_\_\_\_  
Dealership name

## YOUR WARRANTY RIGHTS AND OBLIGATIONS

The California Air Resources Board (CARB) and Lexus are pleased to explain the emission control system warranty for your 2002 vehicle. In California, new motor vehicles must be designed, built and equipped to meet the state's stringent anti-smog standards. CARB regulations require that Lexus must warrant the emission control system on your vehicle for the time periods indicated on this page, provided there has been no abuse, neglect or improper maintenance of your vehicle.

Your emission control system may include parts such as the fuel injection system, ignition system, catalytic converter and engine computer. Also included may be hoses, belts, connectors and other emissions-related assemblies.

Where a warrantable condition exists, Lexus will repair your vehicle at no cost to you, including diagnosis, parts and labor.

## MANUFACTURER'S WARRANTY COVERAGE

- 1) For three years or 50,000 miles, whichever occurs first:
  - If your vehicle fails a smog-check test, all necessary repairs and adjustments will be made by Lexus to ensure that your vehicle passes the test. This is your Emission Control System **PERFORMANCE WARRANTY**.
  - If any emissions-related part on your vehicle is defective, the part will be repaired or replaced by Lexus. This is your **SHORT-TERM Emission Control System DEFECT WARRANTY**. Covered parts are listed on pages 23–24.  
**Note:** Under the terms of the Basic Warranty, Lexus provides coverage of four years or 50,000 miles, whichever occurs first. Specific components may have longer coverage under the terms of the Powertrain Warranty.
- 2) For seven years or 70,000 miles, whichever occurs first:
  - If an emissions-related part listed on page 30 is defective, the part will be repaired or replaced by Lexus. This is your **LONG-TERM Emission Control System DEFECT WARRANTY**.

## OWNER'S WARRANTY RESPONSIBILITIES

You are responsible for performance of the required maintenance indicated in the *Owner's Manual* and this supplement. Lexus recommends that you retain all receipts covering maintenance on your vehicle, but Lexus cannot deny warranty coverage solely for the lack of receipts or your failure to ensure the performance of all scheduled maintenance.

You are responsible for presenting your vehicle to a Lexus dealership as soon as a problem exists. The warranty repairs should be completed in a reasonable amount of time, not to exceed 30 days.

You should also be aware that Lexus may deny you warranty coverage if your vehicle or a part has failed due to abuse, neglect, improper maintenance or unapproved modifications.

If you have any questions regarding your warranty rights and responsibilities, you should contact the Lexus Customer Satisfaction Department at (800) 255-3987 or the California Air Resources Board, Mobile Source Control Division, at 9528 Telstar Avenue, P.O. Box 8001, El Monte, CA 91734-8001.

## WHAT IS NOT COVERED

These warranty obligations do not apply to failures or noncompliance caused by:

- The use of replacement parts not certified in accordance with aftermarket parts certification regulations.
- The use of replacement parts not equivalent in quality or design to original equipment parts.

Provisions under the "What Is Not Covered" section of the New Vehicle Limited Warranty also apply to this warranty.



## CALIFORNIA EMISSION CONTROL WARRANTY

**PARTS LIST: LONG-TERM EMISSION DEFECT WARRANTY**

The parts listed here are covered for seven years or 70,000 miles from the vehicle's in-service date, whichever occurs first.

**Air/Fuel Metering System**

- Engine control computer (engine control module)
- Injector on GS 300, GS 430 and LS 430
- Throttle body

**Air Induction System**

- Intake manifold and intake air surge tank

**Catalyst System**

- Catalytic converter (warm-up three-way catalyst)
- Exhaust front pipe
- Exhaust manifold
- Exhaust manifold gasket on GS 430 and LS 430
- Right exhaust manifold gasket on ES 300

**Evaporative Control System**

- Charcoal canister on GS 300 and GS 430
- Fuel tank

**Ignition System**

- Knock sensor on ES 300 and GS 430

## MAINTENANCE

You are responsible for performance of the required maintenance indicated in the *Owner's Manual* and this supplement. Lexus will not deny a warranty claim solely because you do not have records to show that you maintained your vehicle. However, any failure or noncompliance caused by lack of maintenance is not covered by this warranty.

**When maintenance and repairs are paid for by you, these services may be performed by you or by any automotive service provider you choose. Lexus will not deny a warranty claim simply because you used a service provider other than a Lexus dealership for maintenance and repairs.** However, any failure or noncompliance caused by improper maintenance or repairs is not covered by this warranty.

## REPLACEMENT PARTS

To ensure optimum performance and maintain the quality built into your vehicle's emission control systems, Lexus recommends the use of Genuine Lexus Parts when servicing or repairing the systems.

**Warranty coverage is not dependent upon the use of any particular brand of replacement parts and you may elect to use non-Genuine Lexus Parts for maintenance and repairs. However, use of replacement parts that are not equivalent in quality to Genuine Lexus Parts may impair the effectiveness of the emission control systems.**

If you use replacement parts that have maintenance or replacement schedules different from those of Genuine Lexus Parts, you must follow the maintenance and replacement schedules for the parts you are using. In addition, you should ensure that such parts are warranted by their manufacturers to be equivalent to Genuine Lexus Parts.

## CALIFORNIA EMISSION CONTROL WARRANTY

**IF YOUR VEHICLE  
FAILS A SMOG-CHECK TEST**

If your vehicle fails a smog-check test, you may make a claim under the Emission Performance Warranty. To do so, take your vehicle to an authorized Lexus dealership and present a copy of the smog-check test report. Also, take your maintenance records in case they are needed.

If your claim qualifies for coverage, the dealership will repair your vehicle within 30 days (unless a shorter period is required by law). If your claim is denied, Lexus will notify you in writing of the reason within the same period. If we fail to do so, we will repair your vehicle free of charge. The only exceptions allowed are when you request or agree to a delay, or a delay is caused by factors beyond the control of Lexus or the dealership.

For information on how to obtain service under the Emission Defect Warranty, see page 95, "Obtaining Warranty Service."

**REPAIR DELAYS**

If a Lexus dealership is unable to complete repairs on your vehicle within 30 days, you may have the repairs made under Lexus' provisions for emergency warranty repairs. See page 95 for details.

## IF YOU HAVE QUESTIONS

If you have questions or concerns about your vehicle's California emission warranty coverage, please follow the steps described under "If You Need Assistance" on pages 8–10. You may also request information from or report complaints to:

California Air Resources Board  
Mobile Source Control Division  
P.O. Box 8001  
El Monte, CA 91734-8001  
(800)242-4450

Vehicles equipped with a California Certified Emission Control System that are registered and operated in California or any state that adopts California emission warranty provisions are covered by this warranty. Massachusetts and Vermont are the only other states to which this warranty currently applies. Vehicles covered by this warranty are also covered by the Federal Emission Control Warranty (see page 22).

## TIRE LIMITED WARRANTY

## OBTAINING WARRANTY SERVICE

The tires that come as original equipment on your vehicle are warranted by their manufacturer and not Lexus. Please refer to the tire warranty statements on the following pages.

To obtain warranty service for a tire, take the tire to an authorized dealer of the tire manufacturer. (Refer to your local phone directory for dealer locations.) Your Lexus dealer may also be able to assist you in obtaining warranty service from the manufacturer.

For additional warranty information or service assistance, contact the tire manufacturer directly.

## ORIGINAL EQUIPMENT TIRE MANUFACTURERS

**Bridgestone/Firestone**

One Bridgestone Park  
Nashville, TN 37214  
(800) 847-3272

**Goodyear Dunlop Tires  
North America, Ltd.**

P.O. Box 1109  
Buffalo, NY 14240  
(800) 548-4714

**Goodyear Tire  
and Rubber Co.**

1144 East Market Street  
Akron, OH 44316  
(800) 321-2136

**Michelin North America**

P.O. Box 19001  
Greenville, SC 29602  
(800) 847-3435

**Toyo Tire (U.S.A.)  
Corporation**

6261 Katella Avenue  
Suite 2B  
Cypress, CA 90630  
(800) 442-8696

**Yokohama Tire  
Corporation**

601 South Acacia Avenue  
Fullerton, CA 92831  
(800) 722-9888

## GENERAL INFORMATION

### Eligibility

You are covered under the terms of this warranty for any new Bridgestone/Firestone brand passenger-car, temporary-use spare or light-truck tire bearing the Bridgestone or Firestone name and produced after July 3, 1994 (as indicated by the Department of Transportation identification number) if your tire has been used for non-commercial service only on the vehicle on which it was originally installed.

### What Is Covered and How Long

If (a) before there is 2/32 inch of tread depth remaining (i.e., tire is worn down to the top of the built-in indicators in the tread grooves) and (b) before six years from the date of purchase\* (or if this is not known, then six years from the date of manufacture) any Bridgestone/Firestone tire covered by this warranty becomes unusable for any reason within the manufacturer's control, such tire

will be replaced with an equivalent Bridgestone/Firestone tire as described on the following pages.

### What Is Not Covered

This warranty does not cover tire damage or irregular wear due to:

- Road hazards, including (without limitation) puncture, cut, impact break, stone drill, bruise, bulge, wheel spinning, snag, etc.
- Continued use while run flat or under acute underinflation.
- Improper use or operation, including (without limitation) improper inflation pressure; overloading; use of an improper rim; vehicle misalignment; tire/wheel assembly imbalance or other vehicle conditions, defects or characteristics; worn suspension components; improper mounting or demounting; misuse; misapplication; negligence; tire spinning; tire chain damage; chemical contami-

\*Proof of purchase required.

nation; fire or other externally generated heat; water or other material trapped inside the tire during mounting; tire alteration; racing or competition; and improper insertion of sealant, balance or filler materials.

- Improper repair.
- Failure to observe any of the safety and maintenance precautions contained in this manual.

This warranty also does not cover the following:

- Ride disturbance claims submitted after 1/32 inch of treadwear.
- The cost of applicable federal, state and local taxes.
- Tires purchased and normally used outside the United States and Canada.
- Claims for weather/ozone cracking after four years from the date of purchase (proof of purchase required) or, if purchase date is not known, after four years from the date of manufacture.

This warranty is in addition to and/or may be limited by any other applicable written warranty you may have received concerning special tires or situations.

### **Replacement Price**

Radial passenger-car tires adjusted under this warranty will be replaced free of charge during the first 25 percent of treadwear or within the first 12 months of purchase (proof of purchase required), whichever occurs first.

During the free replacement period, mounting and balancing are included free of charge.

To determine replacement price after the free replacement period, the percentage of treadwear is multiplied by the owner-user's regular purchase price. Taxes, mounting, balancing and other service charges are added to this replacement price.

In Canada, the tire will be adjusted by the dealership (subject always to dealer discretion) at a predetermined "adjustment price."

## Replacement Warranty

If you receive a replacement tire under this warranty, the tire will be covered by the warranty given for that tire.

## Where to Go for Warranty Service

To obtain service under this warranty, contact a Bridgestone/Firestone retailer listed in the Yellow Pages under “Tire Dealers – Retail.”

To obtain warranty service outside the United States and Canada, see your local Bridgestone/Firestone distributor or retailer.

## Consumer Rights

This warranty gives you specific legal rights, and you may also have other rights that vary from state to state and in Canada from province to province.

## Conditions and Exclusions

To the extent permitted by law, Bridgestone/Firestone, Inc., disclaims liability for any consequential damages, loss of time, loss of vehicle use or inconvenience.

Some states do not allow the exclusion or limitation of incidental or consequential damages, so the above limitation or exclusion may not apply to you.

This warranty applies only to consumers actually using the tire in the United States and Canada. For warranty service outside the United States and Canada, see your local Bridgestone/Firestone distributor or retailer.

Obligations under this policy may not be enlarged or altered by anyone.

**Important:** In accordance with Federal Law, this warranty has been designated as a “Limited Warranty.” Nothing in this warranty is intended to be a representation that tire failures cannot occur. This warranty is given in the United States by Bridgestone/Firestone, Inc., One Bridgestone Park, Nashville, TN 37214 and in Canada by Bridgestone/Firestone Canada, Inc., 5770 Hurontario Street, Suite 400, Mississauga, Ontario, Canada L5R 3G5.



**Owner-User's Obligation**

It is the owner-user's obligation to operate tires within tire load and specification limits and at cold air pressures specified by the vehicle manufacturer for load and speed according to individual tire size, type and load capacity. It is also the owner-user's obligation to maintain proper alignment of wheels and to maintain proper balance of tire/wheel assemblies.

In case of adjustment claim, the owner-user must present the tire to a Bridgestone/Firestone retailer; complete and sign the customer section of the Bridgestone/Firestone, Inc., warranty claim form; and pay appropriate replacement price, taxes and service charges.

We strongly recommend that you have your Bridgestone/Firestone retailer inspect your tires any time you notice irregular or uneven treadwear or every 5,000 to 7,500 miles. This service is free.

**IMPORTANT SAFETY INFORMATION**

Any tire, no matter how well constructed, may fail in use as a result of punctures, impact damage, improper inflation, overloading or other conditions resulting from use or misuse. Tire failure may create a risk of property damage, serious personal injury or death. To reduce the risk of tire failure, we strongly recommend that you read and follow all safety information discussed in these pages.

**Safety Warning**

Serious personal injury or death may result from a tire failure. Many tire failures are preceded by vibration, bumps, bulges or irregular wear. If a vibration occurs while driving your vehicle or you notice a bump, bulge or irregular wear, have your tires and vehicle evaluated by a qualified service person.

## Tire Inflation

Always keep the vehicle manufacturer's recommended air pressure in all your tires, including the spare. This is an important requirement for tire safety. Your vehicle tire placard or owner's manual will tell you the recommended cold air pressure. On some vehicles, the recommended front and rear tire pressures are different. Your Bridgestone or Firestone retailer will be happy to point this out to you.



Underinflation



Overinflation



Proper Inflation

### Safety Warning

Driving on tires with too little air pressure is dangerous. Your tires will get overheated. This can cause a sudden tire failure that could lead to serious personal injury or death.

Underinflation may also:

- Damage the tire, leading to tire failure.
- Adversely affect vehicle handling.
- Reduce tire life.
- Increase fuel consumption.

### Safety Warning

Driving on tires with too much air can be dangerous. The tires are more likely to be cut, punctured or broken by sudden impact. Serious personal injury or death could result. Consult your vehicle's tire placard for the recommended inflation and your owner's manual for other tire information.

**Safety Warning**

Never inflate a tire unless it is secured to the vehicle or a tire-mounting machine. Inflating an unsecured tire is dangerous. If it bursts, it could be hurled into the air with explosive force resulting in serious personal injury or death.

**Tips for Safe Tire Inflation**

- Check your tire air pressure, including your spare tire, at least once a week and before long trips. Be sure to use an accurate pressure gauge.
- Check your air pressure when the tires are “cold.” The tires are cold when your vehicle has been driven less than a mile at moderate speed or stopped for at least three hours.
- If you must add air when your tires are hot, add four pounds per square inch (psi) (28kPa) above the recommended cold air pressure. Recheck the inflation pressure when the tire is cold.
- Never release air from a hot tire to achieve the recommended cold tire pressure. Normal driving causes tires to run hotter and air pressure to increase. If you release air while your tires are hot, you may dangerously underinflate your tires.
- If your tires lose more than two pounds per square inch (psi) (14kPa) of air pressure per month, the tire, valve or wheel may be damaged. Consult your Bridgestone/Firestone tire dealer for a free inspection.
- Check your spare tire. Consult your vehicle owner’s manual for the correct inflation and use of a temporary-use spare tire.
- Use valve caps to keep valve cores clean and clear of debris, and to help guard against air leakage.

**Safety Warning**

Driving your vehicle in an overloaded condition is dangerous. Overloading causes excessive heat to build up in your tires. This can lead to sudden tire failure and serious personal injury or death while the tire is overloaded or at some later date.

**Tips for Safe Loading**

Consult your vehicle tire placard and owner's manual for the vehicle load limits, proper tire inflation and special trailer towing instructions that apply to your vehicle and tires.

Never exceed the maximum load rating stamped on the sidewall of your tire or the maximum vehicle load rating, whichever is less. The maximum vehicle load rating (GVWR) is found on the certification label on the driver's door.

**Tire Damage****Safety Warning**

Driving on damaged tires is dangerous. A damaged tire can suddenly fail, causing serious personal injury or death. Have your tires regularly inspected by your Bridgestone/Firestone retailer for damage.

**Tips for Spotting Damaged Tires**

- After striking anything unusual in the roadway, ask your Bridgestone/Firestone retailer to demount the tire and inspect it for damage. A tire may not have visible signs of damage on the tire surface. Yet the tire may suddenly fail without warning — a day, a week or even months later.
- Inspect your tires for cuts, cracks, splits or bruises in the tread and sidewall areas. Bumps or bulges may indicate a separation within the tire body.

Have your tire inspected by a qualified tire service person. It may be necessary to have the tire removed from the wheel for a complete inspection.

- Inspect your tires for adequate tread depth. When the tire is worn to the built-in indicators at 2/32 inch (1.6 millimeters) or less tread groove depth, or the tire cord or fabric is exposed, the tire is dangerously worn and must be replaced immediately.
- Inspect your tires for uneven wear. Wear on one side of the tread or flat spots in the tread may indicate a problem with the tire or vehicle. Consult your Bridgestone/Firestone retailer.
- Inspect your tire rims also. If you have a bent or cracked rim, it must be replaced.

## Tire Repairs

### Safety Warning

Driving on an improperly repaired tire is dangerous. An improper repair can cause further damage to the tire. The tire may suddenly fail, causing serious personal injury or death. To be safe, go to your Bridgestone/Firestone retailer for proper tire repairs.

### Safety Warning

Before having a tire repaired, tell the Bridgestone/Firestone retailer if you have used an aerosol fixer to inflate/seal the tire. Aerosol fixers may contain a highly volatile gas. Always remove the valve core outdoors away from sources of heat, flame and sparks, and completely deflate the tire before removing it from the rim for repair.

- Never repair a tire with less than 2/32 inch (1.6 millimeters) tread remaining. At this tread depth, the tire is worn out and must be replaced.
- Never repair a tire with a puncture larger than 1/4 inch (6.4 millimeters) in diameter. Such tires cannot be properly repaired and must be replaced.
- Repairs of all tires (radial and non-radial) must be of the plug-and-inside-patch type unless the hole is too small to insert a plug. **Using plugs alone on any type of tire is not a safe repair.**
- Never repair a tire with a puncture or other damage outside the tread area. Such tires cannot be properly repaired and must be replaced.
- Any tire repair done without removing the tire from the rim is improper.
- Tubes, like tires, should be repaired only by a qualified tire service person.
- Never use a tube as a substitute for a proper repair.

**Safety Warning**

A tire's speed rating is void if the tire is repaired, re-treaded, damaged or abused or otherwise altered from its original condition. Thereafter, it should be treated as a non-speed-rated tire.

**Removing and Replacing Tires on Rims  
(Tire Mounting)****Safety Warning**

Always stand well clear of any tire-mounting operation. This is especially important when the service operator inflates the tire. If the tire has been improperly mounted, it may burst with explosive force causing serious personal injury or death. A new valve must be installed in the rim each time a worn-out passenger-car tire is replaced.

**Safety Warning**

Removing and replacing tires on rims can be dangerous. Attempting to mount tires with improper tools or procedures may result in a tire explosion causing serious personal injury or death. This is a job for your Bridgestone/Firestone retailer or qualified tire service location only.

Serious personal injury or death can result from:

- Failure to select the proper tire and rim. The tire must match the width and diameter requirements of the rim. For example, when mounting 16-inch diameter tires, use only 16-inch diameter rims.
- Failure to inspect both the tire and rim. The rim must be free of cracks, dents, chips and rust. The tire must be free of bead damage, cuts and punctures.

- Failure to follow proper procedures. For proper mounting procedures, consult *Care and Service of Automobile and Light Truck Tires* published by the Rubber Manufacturer's Association.
- Exceeding the maximum bead-seating pressure. The service person must never inflate a tire beyond 40 pounds per square inch (psi) (276kPa) to seat the beads. Be absolutely certain beads are fully seated before adjusting inflation pressure to the level recommended for vehicle operation.

**Safety Warning**

Never pour or spray any flammable substance into or onto a tire or wheel for any purpose whatsoever.

## Tire Mixing

### Safety Warning

Driving your vehicle with an improper mix of tires is dangerous. Your car's handling characteristics may be seriously affected. You could have an accident resulting in serious personal injury or death. Consult your owner's manual or Bridgestone/Firestone retailer for the proper tire replacement.



Radial



Diagonal  
(Bias)



Belted Bias

## Winter Tires

### Safety Warning

Winter driving presents special challenges for vehicle mobility. Use of winter tires, studs and chains, while improving traction performance in snow and ice, requires special care with regard to braking, cornering and speed. It is important to drive with care not only on snow and ice, but on dry and wet roads as well.

### Braking and Cornering

For front-wheel-drive vehicles, vehicle control problems can be minimized by putting winter tires or studded tires on all four wheel positions.



**Tire Speed Rating**

When lower-speed-rated winter tires replace higher-speed-rated touring and high-performance all-season radial tires, speed should be reduced accordingly. Follow recommendations in your owner's manual for winter tires, studs and chains. Consult your tire dealer for recommendations on stud usage and seasonal restrictions.

**Temporary-Use Spare Tires**

Your car may be equipped with a "temporary-use" spare tire. This tire may differ in size and construction from the other tires on your vehicle.

**Safety Warning**

Check inflation pressure before use. See section entitled "Tire Inflation" on pages 39–40.

**Safety Warning**

Placing (mounting) your temporary-use tire on a wheel that is not specifically designed for use with the temporary-use tire or placing another type of tire on your temporary-use wheel can be dangerous. Your vehicle's handling characteristics may be seriously affected. You could have an accident resulting in serious personal injury or death. Consult your owner's manual for proper use of your temporary-use spare tire.

**High Speed****Safety Warning**

Driving at high speeds is dangerous and can cause a vehicle accident resulting in serious personal injury or death.

Regardless of the speed and handling capabilities of your car and its tires, a **loss of vehicle control** can result from exceeding the maximum speed (a) allowed by law or (b) warranted by traffic, weather, vehicle or road conditions. High-speed driving should be left to trained professionals operating under controlled conditions.

**No tire, regardless of its design or speed rating, has unlimited capacity for speed, and a sudden tire failure can occur if a tire's speed limits are exceeded.**

Non-speed-rated tires are built for ordinary passenger service and should never be used for high-speed driving. Even speed-rated tires may not be driven at speeds exceeding their maximum actual speed capability.

### **Tire Speed Ratings**

Some tires, especially “touring” or “performance” tires, bear a letter designating the tire’s **design** speed capability. This speed-rating system is intended to allow you to compare the speed capabilities of tires.

When purchasing or replacing speed-rated tires, make sure to:

- Use the rankings in the following chart to compare the speed ratings of all the tires.
- Follow the vehicle manufacturer’s recommendations, if any, concerning the use of speed-rated tires.

To avoid reducing the speed capability of the vehicle, replace a speed-rated tire only with another tire having at least the same speed rating. Remember, it’s the “top speed” of the “slowest” tire on the car that cannot be exceeded without risk of tire failure.

The letter symbols and corresponding **design** speeds are specified on the next page.

## BRIDGESTONE/FIRESTONE TIRE LIMITED WARRANTY

| Speed-Rating Symbol          | Speed Category <sup>1</sup>           |
|------------------------------|---------------------------------------|
| M                            | Up to 81 mph (130 km/h)               |
| Q                            | Up to 99 mph (160 km/h)               |
| S                            | Up to 112 mph (180 km/h)              |
| T                            | Up to 118 mph (190 km/h)              |
| U                            | Up to 124 mph (200 km/h)              |
| H                            | Up to 130 mph (210 km/h)              |
| V (with service description) | Up to 149 mph (240 km/h)              |
| V (no service description)   | Over 130 mph (210 km/h) <sup>2</sup>  |
| W                            | Up to 168 mph (270 km/h) <sup>3</sup> |
| Y                            | Up to 186 mph (299 km/h) <sup>3</sup> |
| Z (no service description)   | Over 149 mph (240 km/h) <sup>2</sup>  |

<sup>1</sup>In laboratory tests that relate directly to highway speeds. Reminder: Actual tire speed and performance capability depend on factors such as inflation pressure, load, tire condition, wear and driving conditions.

<sup>2</sup>Although no upper limit speed is specified here, the indicated tires nonetheless have limited speed capability. Call (800)356-4644 for a referral for more technical information.

<sup>3</sup>Any tire with a speed capability above 149 mph (240 km/h) may, at the tire manufacturer's option, include a "ZR" in the size designation (example: P275/40ZR17). If a service description is not included, the tire manufacturer must be consulted for the maximum speed capability (example: P275/40ZR17 — speed capability is greater than 149 mph). If a service description is included, the speed capability is limited by the speed symbol in the service description (example: P275/40ZR17 93W = maximum speed 168 mph).

These speed ratings are based on laboratory tests under specific, controlled conditions. While these tests relate to performance on the road under those conditions, remember that real-life driving is rarely identical to any test conditions. Your tire's **actual speed capability may be less than its rated speed**, since it is affected by factors such as inflation pressure, load, prior alteration or damage, driving conditions, alignment, wear, vehicle condition and the duration for which high speed is sustained.

A tire's speed rating becomes **void** if the tire is repaired, re-treaded, damaged or abused, or otherwise altered from its original condition. Thereafter, it should be treated as a **non-speed-rated** tire.

The tire's speed rating designation appears on the tire sidewall with the tire size. Examples:

P215/65R15 88H    P225/50VR16 91V    185/70SR13

In these examples, the "H," "V" and "S," respectively, are the speed ratings ("R" indicates that each of the tires is a radial). The "88H" and "91V" in the first two examples are called "service descriptions."

## Tire Spinning

### Safety Warning

Spinning a tire to remove a vehicle stuck in mud, ice, snow or wet grass can be dangerous. A tire spinning at a speedometer reading above 35 miles per hour (55km/h) can, in a matter of seconds, reach a speed capable of disintegrating the tire with explosive force. Under some conditions, a tire may spin at twice the speed shown on the speedometer. This could cause serious personal injury or death to a bystander or passenger, as well as extensive vehicle damage. Never spin tires above a speedometer reading of 35 miles per hour (55km/h).


**Safety Warning**

Spin-balancing a tire at speeds exceeding a speedometer reading of 35 miles per hour (55km/h) [70 mph (115km/h) if the tire is being balanced off the vehicle or if your vehicle is equipped with a limited slip differential] can be dangerous. The tire may fail with explosive force, causing serious personal injury or death. Only trained personnel should spin-balance tires. You should stand well away from the work area when tires are spin-balanced.

**Radial Tire Rotation**

The purpose of tire rotation is to minimize irregular or uneven wear caused by maintaining a tire in one rotation direction and position over an extended period. Rotate tires as recommended by the vehicle manufacturer or every 5,000 to 7,500 miles. Frequently inspect tires for signs of irregular wear and rotate if necessary. Individual tire pressures must be checked after rotation and adjusted to the vehicle manufacturer's

recommendation for the new location on the vehicle. Vehicle alignment should be checked if irregular wear is evident. Use the vehicle manufacturer's recommended pattern for rotation or, if not provided, use the following:

**Tire Storage**

Tires should be stored indoors in a cool, dry place where water cannot collect inside the tires. The tires should be placed away from electric generators and motors and sources of heat such as hot pipes.

Storage surfaces should be clean and free of grease, gasoline and other substances that can deteriorate the rubber. Improper storage can damage your tires in ways that may not be visible and can lead to serious personal injury or death.

**Tire Service/Customer Satisfaction**

Normal tire maintenance and warranty service is available at Bridgestone/Firestone retailers across the United States and Canada. For more information, please call the technical service department at (800) 356-4644. In Canada, call (800) 267-1318.

Additional information about the care and service of automobile tires is available from:

Rubber Manufacturers Association  
1400 K Street NW  
Washington, D.C. 20005

or

Rubber Association of Canada  
89 Queensway West, Suite 308  
Mississauga, Ontario, Canada L5B2V2

**Tire Registration**

Registration of your tires is an important safety precaution because it enables the manufacturer to notify you in the event of a recall. When you purchase replacement tires at a Bridgestone/Firestone retailer, we will register the tires for you.

You need not register tires that come as original equipment on a new vehicle because the vehicle manufacturer handles that for you.

## DUNLOP TIRE LIMITED WARRANTY

## GENERAL INFORMATION

**What Is Warranted**

Every original-equipment Dunlop passenger-car tire that becomes unserviceable within six (6) years or 72 months of the date of manufacture for conditions other than those listed under "What Is Not Covered" will be replaced at a cost based on the amount of usable treadwear (wear down to the last 2/32") remaining.

**Eligibility**

This warranty is extended to the first retail purchaser for use of the vehicle.

**Replacement Cost****No Charge**

If, during the first two thirty-seconds of an inch (2/32") of treadwear, the tire becomes unserviceable for a condition covered by this warranty, it will be replaced with a comparable new Dunlop tire. No charge will be made for mounting, balancing or taxes.

**Pro Rata**

If, after the first two thirty-seconds of an inch (2/32") of usable treadwear, the tire becomes unserviceable for a condition covered by this warranty, your Dunlop dealer will replace it with a comparable new Dunlop tire at a cost calculated in the following manner:

1. Either your original buying price substantiated by invoice or the dealer's current selling price  
**times (x)**
  2. The percentage (%) of usable tread worn, rounded off to the nearest 5% increment  
**plus (+)**
  3. All applicable taxes and all charges for dealer services such as mounting and balancing.
- A cash refund will not be extended in lieu of the above.

## What Is Not Covered

- Tires worn to the last two thirty-seconds of an inch (2/32") of original tread depth or to exposure of one or more treadwear indicator (TWI) bars. At this point, the tire has delivered its original usable tread life and there is no warranty regardless of the tire's age or mileage.
- Tires submitted for unserviceability before wear-out (2/32" tread depth remaining) but more than 72 months after the week of manufacture as determined by the U.S. Department of Transportation serial identification number.
- Tires submitted for ride disturbance complaints that are worn beyond the first two thirty-seconds of an inch (2/32") of tread depth.
- Ozone cracking or weather checking for tires treated with dressings or incompatible cleaning agents, or submitted more than four (4) years or 48 months after manufacture.
- Tires on cars normally operated outside the United States and Canada.
- Tires used at speeds in excess of legal or posted limits, in racing or for any other competition.
- Original-equipment tires used in any applications not recommended by the vehicle manufacturer or used in commercial applications.
- Over-the-highway tires used in off-road service.
- Claims made by anyone other than the first retail purchaser for use of the vehicle.
- Tires with the U.S. Department of Transportation serial identification number removed or rendered illegible.
- Tires improperly repaired (see "Safety and Maintenance Information"); with section repairs; whose sidewalls have been modified by the addition or removal of material; or whose tread pattern has been intentionally altered by, for example, regrooving or siping. *The serviceability of any repaired/altered tire is entirely the responsibility of the person making the repair or modification.*



## DUNLOP TIRE LIMITED WARRANTY

- Tires injected with sealants or dry or liquid balancers, or for which anything other than air has been used as the supporting medium.
- Tires rendered unserviceable by road hazard-type damage such as impact breaks, punctures, cuts and snags.
- Tires rendered unserviceable as a result of obstruction on the vehicle, accident, theft, vandalism, chain damage, fire, corrosives, running while flat, improper inflation, overloading, improper mounting or rim fitment.
- Tires rendered unserviceable by spinning, as in mud, snow or sand; on ice; or during on-the-vehicle balancing.
- Tires irregularly worn or rendered unserviceable due to vehicle suspension deficiencies, wheel misalignment, improperly maintained inflation and balance, or failure to rotate at recommended intervals.
- Tires submitted for mileage warranty consideration.

**Owner Obligations**

You are responsible for proper tire application and care as well as lawful and prudent vehicle operation. Maintain tire inflation and load in accordance with vehicle owner's manual, tire information placard and restrictions molded on the tire sidewall. Frequently check inflation pressure with a tire gauge and inspect for damage or irregular wear..

**For Replacement Consideration**

- You must present the tire to a participating Dunlop dealer. Consult the Yellow Pages of your phone book for locations. Should you be unable to contact a dealer, you may call (800) 548-4714.
- You must submit the tire before wear-out (wear to the last 2/32" tread depth or to exposure of one or more treadwear indicator bars).
- Except for tires that become unserviceable during the first two thirty-seconds of an inch (2/32") of treadwear, you must pay the adjusted price of a new tire. You must also, if applicable, pay the

price differential involved in replacing the adjusted tire with a more expensive tire of different construction.

- Except for tires that become unserviceable during the first two thirty-seconds of an inch (2/32") of treadwear, you must pay all applicable taxes and all charges for dealer services such as mounting and balancing.
- You must present the tire for any ride disturbance complaint within the first two thirty-seconds of an inch (2/32") of treadwear.
- You must present the tire within six (6) years of the week of manufacture as confirmed by the Dunlop dealer (four years for ozone cracking).
- You (the tire owner) must completely fill out the customer information (name, telephone number, tire position and vehicle description) and sign the Dunlop Standard Claim Form.

### Legal Rights

No implied warranties, either of merchantability or otherwise, are extended beyond the time when the tire has delivered its original tread life as shown by treadwear to two thirty-seconds of an inch (2/32") groove depth remaining. Except for the express warranties set forth in this "limited warranty," all other warranties, conditions, representations, promises, guarantees, covenants or collateral agreements, express or implied, statutory or otherwise, relating to the tire or any services provided in relation thereto are excluded to the extent permitted by law.

To the extent permitted by law, Dunlop shall not be responsible for: (1) any commercial loss, (2) any damage to or loss of property other than the tire itself, or (3) any other type of incidental, indirect, special or consequential damages arising from any cause whatsoever, including negligence.

In the United States, some states do not allow limitations on how long an implied warranty lasts, or the exclusion of incidental, indirect, special or

## DUNLOP TIRE LIMITED WARRANTY

consequential damages, so the above limitation or exclusion may not apply to you. This warranty gives you specific legal rights and you may also have other rights that vary from state to state.

In Canada, legislation in some provinces provides for certain additional warranties or remedies other than as stated herein, and to the extent that the same may not be waived, the limitations and exclusions set out in the above may not apply to you. This “limited warranty” gives you specific legal rights, and you may also have other rights that vary from province to province.

**Modifications and Other Warranties**

Different limited warranties are available for other Dunlop passenger-car tires. Ask your dealer for details.

No dealer, distributor or representative has authority to make any statement, commitment, promise or agreement binding upon Dunlop, except as stated herein, or except for any statement made binding upon Dunlop by any applicable law.

**SAFETY AND MAINTENANCE INFORMATION****Tire Care**

The easiest way to help ensure top mileage and performance from your Dunlop radials is to give them a simple but frequent inspection for proper inflation, treadwear and the presence of any damage.

**Safety warning:** Serious injury may result from tire underinflation/overloading. Follow owner’s manual and tire placard in vehicle.

**Do Maintain Proper  
Inflation Pressure in Your Tires**

Proper inflation pressure is necessary for optimum tire performance, safety and fuel economy. To maintain proper inflation pressure, frequently check tires (when they are cool) with an accurate tire pressure gauge.

For example, it is difficult to tell just by looking at radial tires whether they are underinflated. Furthermore, when operating a vehicle equipped with radial tires, it is difficult to notice when a tire has gone flat or nearly flat since the “feel” of the vehicle does not change significantly.

Evidence of air loss or repeated underinflation always requires expert inspection to determine the source of leakage and tire removal to determine repairability. To avoid injury, never attempt to reinflate a tire that has been run severely underinflated or may be damaged.

Progressive air loss may result from punctures, cuts, impacts, rim cracks, curbing or partial bead unseating. Some fitment causes for air loss are: (1) incomplete bead seating, (2) bead tear caused by a machine tool due to insufficient lubrication or improper adjustment, (3) leaking valve core or rubber valve components. These should be replaced when problems are detected and whenever tires are replaced.

Underinflation is the most common cause of failures in any kind of tire and may result in severe cracking, component separation or “blowout,” with unexpected loss of vehicle control and accident. Underinflation increases sidewall flexing and rolling resistance resulting in heat and mechanical damage.

Always maintain inflation pressure at the level recommended by the vehicle manufacturer as shown on the vehicle placard or in the owner’s manual. Higher inflation pressure increases stiffness, which may deteriorate ride and generate unwanted vibration. Overinflation also increases the chances of bruise damage.

### **Don’t Overload Your Vehicle**

Check your vehicle owner’s manual to determine the load limits. Overloading your vehicle places stress on your tires and other critical vehicle components. Overloading can cause tire failure. Overloading a vehicle can also cause poor handling and increase fuel consumption. Never fit tires that have less load capacity than shown on the vehicle tire placard or original-equipment tire sidewalls.

**Don't Spin Your Tires Excessively**

Avoid excessive tire spinning when your vehicle is stuck in snow, ice, mud or sand. **Safety warning:** The centrifugal forces generated by a free-spinning tire/wheel assembly may cause sudden tire explosion resulting in vehicle damage and/or serious personal injury to you or a bystander. Never exceed 35 mph/60 km/h as indicated on your speedometer. Use a gentle backward-and-forward rocking motion to free your vehicle for continued driving. Never stand near or behind a tire spinning at high speed, for example, while attempting to push a vehicle that is stuck or when an on-the-car spin balance machine is in use.

**Do Check Your Tires for Wear**

Always remove tires from service when they reach two thirty-seconds of an inch (2/32") remaining tread depth. All new tires have treadwear indicators that appear as smooth bands in the tread grooves when

they wear to the two thirty-seconds of an inch (2/32") level. Many wet-weather accidents result from skidding on bald or nearly bald tires. Excessively worn tires are more susceptible to penetrations.

**Don't Apply Sidewall Dressings/Cleaners**

Dunlop sidewalls are specially compounded to resist ozone cracking and weather checking. Use a mild soap solution to clean sidewalls and white striping or lettering, and rinse off with plain water. Instruct service personnel never to apply any other materials to enhance sidewall appearance. These may degrade the rubber and remove inherent ozone resistance.

**Do Check Your Tires for Damage**

Frequent inspection of your tires for signs of damage and their general condition is important for safety. If you have any questions, have your tire dealer inspect the tires. Impacts, penetrations, cracks, knots, bulges

or air loss always require tire removal and expert inspection. Never perform a temporary repair or use an inner tube as a substitute for a proper repair. Only qualified persons should repair tires.

A proper tire repair:

- Must be made between the tread shoulders to a straight-through puncture of 3/16" diameter or less that has no run-low, run-flat, cutting, cracking, separation or other damage.
- Must fill the injury. (Example: vulcanized rubber plug or patch-plug combination.)
- Must seal the inner liner. (Example: cemented patch or patch-plug combination.)
- Must be done from the inside of the tire. (This also ensures that the damaged tire is thoroughly inspected for secondary damage to the inner liner and plies.)

- Must conform to the repair-kit manufacturer's instructions. ("String" or fabric-based plugs are not recommended.)
- Must not be injected or inserted from the outside of the mounted tire.
- Must not employ a tube or sealant.

**Note:** Dunlop does not warrant any inspection or repair process. The repair is entirely the responsibility of the repairer. Do not exceed posted speed limits on repaired tire. Speed ratings are voided if tires are repaired.

### **Don't Attempt to Mount Your Own Tires**

**Safety warning:** Serious injury may result from explosion of tire/rim assembly due to improper mounting procedures. Follow tire manufacturer's instructions and match tire diameter to rim diameter. Mount light-truck radials on rims approved for radial service. Do not apply bead sealer, as this can inhibit

bead seating. Lubricate beads and tire rim (including tube or flap) contact surfaces. Lock assembly on mounting machine or place in safety cage, *stand back* and never exceed 40 psi to seat beads. Never use a volatile substance or a rubber “donut” (also known as a bead expander or “O-ring”) to aid bead seating. Only specially trained persons should mount tires.

There are a number of serious injuries encountered each year as a result of tire-mounting accidents.

### **Don't Mix Tires of Different Sizes and Types on the Same Axle**

For optimum handling and control, Dunlop recommends fitment of four tires of the same type and size unless otherwise specified by the vehicle manufacturer. Follow these additional guidelines: Fit newest tires on rear axle. If radials and non-radials must be fitted to the same vehicle, fit radials on rear axle. If tires of different profiles must be fitted, fit widest tires on

rear axle. Never mix radials and non-radials on the same axle. When fitting snow tires or all-season tires to front-wheel-drive and performance vehicles, always fit in sets of four. Do not fit tires with differing speed ratings. When replacing tires, always consult vehicle- and rim-manufacturer requirements for safety. Use of lift kits and some vehicle/tire combinations can cause instability. When changing sizes, carefully check vehicle/tire clearances.

### **Do Maintain Vehicle Suspension, Wheel Alignment and Balance, and Rotate Your Tires**

Lack of rotation, worn suspension parts, underinflation/overinflation, wheel imbalance and misalignment can cause vibration or irregular wear. Rotate tires at maximum intervals of 6,000 miles/9,654 km.

**Note:** Where applied, speed ratings are indicative of high performance characteristics based on ECE 30 or ECE 54 European Indoor Wheel Testing as

performed by Dunlop and *are not valid for damaged, altered, repaired, underinflated, overloaded, excessively worn or re-treaded tires. Dunlop does not recommend the use of any of its products in excess of legal speed limits.* Snow, ice and poor drainage always require special handling care and greatly reduced speed.

**Note:** Re-treaded passenger-car and light-truck tires are not warranted by Dunlop for any reason. Dunlop speed ratings and U.S. Department of Transportation test compliance certifications are voided for re-treaded tires.

### **Additional Information**

For additional information, see the *Consumer Tire Guide* published by the Tire Industry Safety Council, P.O. Box 1801, Washington, D.C. 20013-1801, or write Goodyear Dunlop Tires North America Ltd., P.O. Box 1109, Buffalo, NY 14240-1109. You may also call Dunlop at (800) 548-4714.



### Eligibility

You are eligible for the benefits of this limited warranty if you are the owner or authorized agent of the owner of new Goodyear highway auto or light-truck tires (excluding antique and classic tires) bearing Department of Transportation prescribed tire identification numbers, and if your tires have been used only on the vehicle on which they were originally installed according to the vehicle manufacturer's or Goodyear's recommendations.

### Coverage

#### Free Replacement

Any new Goodyear highway radial auto or light-truck tire covered by this limited warranty that is removed from service due to a material- or workmanship-related condition (subject to the limitations on pages 63–64) during the first 25 percent of usable treadwear or 12 months from date of purchase, whichever occurs first, will be replaced with a comparable new Goodyear tire at no charge. Mounting and balancing are included.

#### Prorated Adjustment

A tire not eligible for no-charge replacement that is removed from service due to a material- or workmanship-related condition (subject to the limitations on pages 63–64) will be replaced with a comparable new Goodyear tire on a pro rata basis. Replacement price will be calculated by multiplying Goodyear's predetermined price for adjustment or the current advertised price for the tire at the adjustment location, whichever is lower, by the percentage of original usable tread that has been worn off at the time of adjustment. You pay for mounting, balancing and the full federal excise tax applicable to the replacement tire.

**Example:** If your disabled tire had 8/32nds of an inch of original usable tread and is worn to 4/32nds of an inch of usable tread, you have used 50 percent of the original usable tread. You must therefore pay 50 percent of the predetermined price for adjustment or 50 percent of the advertised price for the replacement tire, whichever is lower, plus the full federal excise tax applicable to the replacement tire. If the price of

the replacement tire is \$80.00 and federal excise tax is \$2.00, the cost to you would be \$42.00.

The predetermined price for adjustment, available at all Goodyear retailers, represents the regular retail selling price of the replacement tire at the time of adjustment.

This warranty ends when a tire has delivered its full original tread life (i.e., when treadwear indicators become visible), regardless of tire age or mileage.

### Definition of Comparable Tire


A comparable new Goodyear tire may be either the same line of tire or, if the disabled tire is out of production, the same basic construction and quality with different sidewall or tread configuration.

If you accept a higher-priced tire as a replacement, you are responsible for the difference in price.

Any replacement tire provided under this warranty will be covered by the Goodyear warranty in effect at the time of replacement.

### Maintenance

See your vehicle owner's manual for tire inflation and maintenance recommendations. Wheel alignment should be checked at the first sign of uneven tire wear. If your owner's manual does not recommend a rotation pattern, below are recommended tire rotation patterns for radial tires used on passenger cars and light trucks. Use the pattern that applies to your vehicle.



### Limitations

This limited warranty is applicable only in the United States and Canada.

No representative or retailer has authority to make any representation, promise or agreement on behalf of Goodyear, except as stated herein.

## GOODYEAR TIRE LIMITED WARRANTY

Goodyear does not warrant or give credit in any adjustment transaction for any kind of material added to a tire (e.g., tire fillers, sealants and balancing substances) after the tire leaves a Goodyear factory, nor will it adjust any tire that has failed as a result of adding such material. In addition, this limited warranty does not cover the following:

- Irregular wear and/or damage due to road hazards (including punctures, cuts, snags, impact breaks, etc.), wreck, collision, fire, improper inflation, overloading, high-speed spin-up, misapplication, misuse, negligence, racing, chain damage, improper mounting or demounting, improper maintenance, improper rotation or mechanical condition of vehicle.
- Ride disturbance that occurs after the first 25 percent of usable treadwear or that is caused by damaged wheels or any vehicle condition.
- Temporary spare tires used on vehicles used for racing or on passenger cars used for special applications, such as police pursuit service.

- Any tire that, after leaving a Goodyear factory, has been intentionally altered to change its appearance (e.g., white inlay on a black tire).
- Tires with weather cracking that were purchased more than four years prior to presentation for adjustment or, if purchase date cannot be verified, manufactured more than four years prior to presentation for adjustment.
- Loss of time, inconvenience, loss of vehicle use or consequential damages.

Goodyear disclaims any liability for incidental or consequential damages to the extent permitted by law. Some jurisdictions do not permit the exclusion or limitation of incidental or consequential damages, so this limitation or exclusion may not apply to you.

Any tire, no matter how well constructed, may fail in service or otherwise become unserviceable due to conditions beyond the control of the manufacturer. This warranty is not intended as a representation that a tire failure cannot occur.

## Owner's Obligations

You must present the tire to be adjusted to an authorized Goodyear retailer. (Please consult your telephone directory or call 800/GOODYEAR for locations.) Replaced tires become the property of Goodyear Tire and Rubber Company.

You must pay for taxes and any additional services you order at the time of adjustment.

You must submit your claim on a Goodyear claim form (available from a Goodyear retailer). The form must be filled out completely and signed by you, the owner of the tire presented for adjustment, or your authorized agent.

## Legal Rights

This warranty gives you specific legal rights, and you may also have other rights that vary from state to state and in Canada from province to province.

### Safety Warning

Serious injury may result from:

- Tire failure due to underinflation/overloading. *Follow the specifications in your owner's manual or on the tire placard in your vehicle.*
- Explosion of tire/rim assembly due to improper mounting. *Only specially trained persons should mount tires. Radial tires must be mounted on approved rims.*

### Caution Regarding Tire Spinning

On slippery surfaces such as snow, mud and ice, do not spin tires at a speedometer reading above 35 miles per hour/55 kilometers per hour. Personal injury and property damage, including tire disintegration and axle failure, may result from excessive tire spinning.

## GENERAL INFORMATION

As the original purchaser of a Michelin passenger-car or light-truck tire, all the benefits and conditions described in this limited warranty apply to you. To ensure your understanding of and compliance with the terms and conditions of this warranty, please read it in its entirety. It is essential that you also read and understand the safety and maintenance recommendations beginning on page 69.

### What Is Covered and How Long

When used in normal service on the vehicle on which they were originally fitted in accordance with the safety and maintenance recommendations herein, Michelin passenger-car and light-truck tires are covered by this warranty against defects in materials and workmanship for the life of the original usable tread or six years from the date of purchase, whichever occurs first. At that time, all warranties, express or implied, are terminated. The usable tread is the original tread down to the level of the treadwear indicators, i.e., 2/32nds of an inch (1.6 mm) of tread.

Date of purchase is verified by new-vehicle registration certificate or tire sales invoice. If date of purchase cannot be verified, coverage will be based on date of tire manufacture.

### What Is Not Covered

This warranty does not cover tires that become unserviceable due to:

- Road hazard injury (e.g., cuts, snags, bruises, impact damage and punctures), whether repairable or not.
- Incorrect mounting, tire/wheel imbalance or improper repair.
- Flat spotting and other problems caused by improper storage.
- Underinflation, overinflation, improper maintenance, racing or abuse.
- Vehicle mechanical problems such as wheel misalignment.

- Accident, fire, chemical corrosion, alteration or vandalism.
- Ozone cracking or weather cracking.

### Replacement Charges

A tire that becomes unserviceable due to a condition covered by this warranty within 12 months of the date of purchase and when  $\frac{2}{32}$ nds of an inch (1.6 mm) or less of the original tread is worn (or 25 percent or less, whichever is most beneficial to the user) will be replaced with a comparable new Michelin tire free of charge. Mounting and balancing are included. The cost of applicable taxes and any other services is payable by the user.

After 12 months from the date of purchase or when more than  $\frac{2}{32}$ nds of an inch of original tread has been worn (or more than 25 percent, whichever is most beneficial to the user), the user must pay the cost

of a comparable new Michelin replacement tire on a pro rata basis. This cost is determined by multiplying the percentage of the original usable tread worn by the current selling price of the replacement tire at the adjustment location or the price on the current Michelin Base Price List, whichever is lower.\* This list is based on predetermined prices intended to fairly represent the actual selling price of Michelin tires. The cost of applicable taxes, mounting, balancing and any other services is payable by the user.

### Making a Claim

To make a claim under the terms of this warranty, present the tire to a participating Michelin retailer. To locate a participating retailer, check the Yellow Pages under "Tire Dealers – Retail."

The vehicle on which the tire was used should be available to the Michelin retailer for inspection.

---

\*In Canada, pro rata replacement cost is calculated by multiplying the percentage of original usable tread worn by the current Michelin suggested retail price.

MICHELIN TIRE LIMITED WARRANTY

---

If you require further assistance, please call (800) 847-3435 or write Michelin North America, Attention: Consumer Relations Department, P.O. Box 19001, Greenville, SC 29602.

**Conditions and Exclusions**

Unless limited by state law, this warranty does not provide compensation for loss of time, loss of vehicle use, inconvenience or consequential damages.

Tires presented for claim remain the property of the consumer. Michelin accepts no responsibility for loss of or damage to tires in the custody or control of a Michelin retailer for the purpose of inspection for warranty adjustment. In the event of a disputed claim, the consumer must make the tire available for further inspection.

No Michelin representative, employee or retailer has the authority to make or imply any representation,

promise or agreement that in any way varies the terms of this warranty.

This warranty applies only in the United States and Canada.

**Consumer Rights**

This warranty gives you specific legal rights, and you may also have other rights that vary from state to state and in Canada from province to province.

## SAFETY AND MAINTENANCE INFORMATION

Read your vehicle owner's manual, the information on the sidewall of your tires and your vehicle's tire information placard for essential safety and maintenance information.

### **Safety Warning**

Disregarding any of the safety precautions in this booklet may result in tire failure or explosion causing serious personal injury or death.

### **Tire Spinning**

Do not spin tires at a speedometer reading above 35 miles per hour (55 km/h). Excessive speed in a free-running, unloaded tire can cause the tire to explode from centrifugal force. The energy released by such an explosion is sufficient to cause serious physical injury or death. Never allow anyone to stand near or behind a spinning tire.

When in mud, sand, snow, ice or other slippery conditions, do not spin wheels excessively. With automatic transmission vehicles, accelerating the motor excessively under such conditions can cause one of the drive tires to spin beyond its speed capacity. Accelerating the engine to spin a wheel when attempting to balance a drive tire/wheel assembly can also cause a tire to spin beyond its speed capacity.

### **Tire Inflation**

Driving on a tire that does not have the correct inflation pressure is dangerous. An underinflated tire builds up excessive heat that may result in sudden tire destruction. If tires are supplied as original equipment, refer to the tire placard on your vehicle (check vehicle and/or vehicle owner's manual for placard location) for the recommended operating pressures. For replacement tires, the correct inflation pressure should be provided by your tire dealer. If it is not, refer to the vehicle tire placard.



## MICHELIN TIRE LIMITED WARRANTY

Always maintain minimum recommended inflation pressures. Never exceed the maximum pressure rating indicated on a tire's sidewall.

Use an accurate tire gauge to check pressure. Never allow children to inflate or deflate tires.

Failure to maintain correct inflation pressures may result in improper vehicle handling, rapid and irregular tire wear, sudden tire destruction, loss of vehicle control and serious personal injury. Therefore, inflation pressures should be checked at least once a month and always prior to long-distance trips. This applies to all tires — including sealant types, which are as susceptible to losing air pressure as any other type if not properly maintained.

Pressures should be checked when tires are cold; in other words, before they have been driven on. Driving, even for a short distance, causes tires to heat up and air pressure to increase.

**Checking Pressure When Tires Are Hot**

When tires have been driven for more than three minutes or one mile, pressures will increase by approximately 4 psi. Therefore, when adjusting tire pressures under these conditions, add 4 psi to the recommended cold-inflation pressure.

For example:

|   |        |
|---|--------|
| Gauge reading of hot tire:                        | 32 psi |
| Recommended cold-inflation pressure:              | 30 psi |
| Add 4 psi to recommended cold-inflation pressure: | 34 psi |
| Air pressure to add to hot tire:                  | 2 psi  |

Check cold-inflation pressures as soon as possible, at least by the next day. Bleeding air from hot tires may result in underinflation.

**High Speed**

Correct inflation pressure is especially important when driving at high speed. However, even when tires have correct inflation pressure, road hazards are more

difficult to avoid and have a greater chance of causing tire damage when a vehicle is driven at high speed. Moreover, driving at high speed reduces the reaction time available to avoid accidents and bring a vehicle to a safe stop.

If you see any damage to a tire or wheel after driving at high speed, replace with a spare and see a Michelin tire retailer at once.

Exceeding the maximum speed shown at right for each type of Michelin tire will cause the tire to build up excessive heat, which can cause damage that could result in sudden tire destruction and rapid air loss. This could lead to a loss of vehicle control.

In any case, you should not exceed reasonable speed as indicated by driving conditions and legal limits.

## Speed Ratings

Speed symbols are shown on the sidewall of some Michelin tires. The following table shows the maximum speed corresponding to each symbol.

| <u>Speed-Rating Symbol</u> | <u>Maximum Speed</u> |                     |
|----------------------------|----------------------|---------------------|
|                            | <u>MPH</u>           | <u>KM/H</u>         |
| M                          | 81                   | 130                 |
| N                          | 87                   | 140                 |
| P                          | 93                   | 150                 |
| Q                          | 99                   | 160                 |
| R                          | 106                  | 170                 |
| S                          | 112                  | 180                 |
| T                          | 118                  | 190                 |
| H                          | 130                  | 210                 |
| V <sup>1</sup>             | 149                  | 240                 |
| W                          | 168                  | 270 ZR <sup>2</sup> |
| Y                          | 186                  | 300 ZR <sup>2</sup> |

<sup>1</sup>Some V (or VR) rated tires have a speed capability greater than 149 mph (240 km/h). Consult Michelin for maximum speed rating if your vehicle's capability exceeds this speed.

<sup>2</sup>Z (or ZR) rated tires are designed for use on cars with maximum speed capability greater than 149 mph (240 km/h). W and Y speed ratings are sub-categories of Z. Consult Michelin for maximum speed capability.

MICHELIN TIRE LIMITED WARRANTY

---

Although a tire may be speed-rated, Michelin does not endorse the operation of any vehicle in an unsafe or unlawful manner. Speed ratings are based on laboratory tests that relate to performance on the road, but do not apply if tires are underinflated, overloaded, worn out, damaged, altered, improperly repaired or re-treaded. Furthermore, tire speed ratings do not mean that a vehicle can be safely driven at the maximum speed for which its tires are rated, particularly under adverse road and weather conditions or if the vehicle has unusual characteristics.

Michelin passenger-car highway tires that do not have a speed symbol on the sidewall have a maximum speed of 105 miles per hour. Light-truck highway tires that do not have a speed symbol on the sidewall have a maximum speed of 87 miles per hour.

The speed ratings and other ratings of re-treaded tires are assigned by the re-treader and supersede Michelin's original ratings.

**Important:** To maintain the speed capability of a vehicle, replacement tires must have speed ratings equal to or higher than the original tires' speed ratings (as indicated on the vehicle tire placard or in the vehicle owner's manual). If replacement tires have lower speed ratings, the speed capability of the vehicle will be reduced to the maximum speed capability of the lowest-rated replacement tire.

**Remember:** High-speed driving can be dangerous and may damage your tires. When driving at high speed, correct inflation pressure is especially important.

## Inspecting Your Tires

Whenever you see damage to one of your tires or wheels, replace with a spare and see a Michelin retailer at once.

When inspecting your tires, including the spare, check air pressure. If a tire has lost pressure of two pounds or more, look for signs of penetration, valve leakage or wheel damage that may account for the air loss.

Always look for bulges, cracks, cuts, penetrations and abnormal tire wear — particularly on the edges of the tread — that may be caused by misalignment or underinflation. If any such damage is found, the tire must be inspected by a Michelin retailer at once. Use of a damaged tire could result in tire destruction.

All tires wear out faster when subjected to high speeds, hard cornering, rapid starts, sudden stops, off-road use or frequent driving on roads that are in poor condition. Roads with holes, rocks or other objects can damage tires and cause misalignment of your vehicle. When you drive on such roads, drive carefully

and slowly and, before driving again at normal speeds, examine your tires for unusual wear patterns and damage such as cuts, bulges, penetrations, etc.

## Wear Bars

Michelin tires contain wear bars in the grooves of the tread that appear when only 2/32nds of an inch (1.6 mm) of tread is remaining. When the wear bars appear, your tires must be replaced. Tires worn beyond this stage are dangerous.

## Vehicle Load

The maximum load rating of your tires is marked on the sidewall. Do not exceed this rating. To ensure that your tires are not overloaded, follow the loading instructions of the vehicle manufacturer. Tires loaded beyond their maximum allowable load for a particular application will build up excessive heat that may result in sudden tire destruction.

Do not exceed the gross axle weight rating for any axle on your vehicle.

**Towing**

If you anticipate towing a trailer, see a Michelin retailer for advice about tire size and pressure. Tire size and pressure will depend upon the type and size of trailer and hitch used, but in no case should the maximum cold inflation pressure or tire load rating be exceeded. Check your vehicle tire placard and owner's manual for further recommendations about towing.

**Wheel Alignment and Balancing**

At least once a month, check your tires for wear. If they are wearing unevenly (such as the inside shoulder wearing faster than the rest of the tread), or if you detect excessive vibration, your wheels may be out of alignment or balance. These conditions not only shorten the life of your tires, they adversely affect the handling characteristics of your vehicle, which could be dangerous. If you detect irregular wear or vibration, have wheel alignment and balance checked immediately.

**Tire Mixing**

Michelin tires are radial tires. For best performance, it is recommended that the same size and type of tire be used on all four wheels. In certain tires, ply material and construction may vary as indicated on the sidewall. All Michelin tires of the same size and tread design are fully compatible.

Before mixing tires of different types on a vehicle in any configuration, check the vehicle owner's manual for the manufacturer's recommendations. It is also important to check the owner's manual before mixing or matching tires on four-wheel-drive vehicles, as this may require special precautions.

**Tire Rotation**

To obtain optimum performance from your tires, it may be necessary to rotate them. Refer to your vehicle owner's manual for instructions on tire rotation.

Some tires have arrows on the sidewall showing the direction in which the tire should turn. When rotating this type of tire, care must be taken to maintain the proper turning direction.

If you do not have an owner's manual for your vehicle, Michelin recommends inspecting your tires every 6,000 to 8,000 miles and rotating tires at the first sign of uneven wear. This recommendation applies to both front-wheel-drive and rear-wheel-drive vehicles.

**Note:** Tires that meet the Rubber Manufacturers Association definition of mud and snow tires are marked M/S, M+S or M&S. This designation is molded into the tire's sidewall. Tires without this designation are not recommended for mud or snow driving.

### Tire Alterations

Do not alter your tires in any way. Alterations may prevent proper tire performance, which could lead to tire damage that results in an accident. Tires that

become unserviceable due to alterations such as truing, whitewall inlays and the addition of balancing or sealant liquids are not covered by this warranty.

### Repairs

If one of your tires has sustained a puncture, have the tire inspected immediately by a Michelin retailer.

Punctures that do not exceed 1/4 inch (6 mm) in diameter can be repaired if no more than one radial cable per casing ply is damaged. For tires with a speed rating below H, punctures in the sidewall of 1/8 inch or less can also be repaired. Do not make sidewall repairs in any tire with a speed rating of H, V, W, Y or Z. Tire punctures consistent with these guidelines can be repaired by following the recommended repair procedures of Michelin or the Rubber Manufacturers Association. If tire damage exceeds these guidelines, the tire must be replaced.

On-the-wheel repairs or plug-only repairs should not be made. They may cause further tire damage because the repair may not be air-tight and/or the plug may fail.

### **Storage**

Tires should be stored in a cool, dry place indoors so there is no danger of water collecting inside them. When tube-type tires are mounted with water trapped between the tire and the tube, liquid may pass through the inner liner and into the casing plies. This can result in sudden tire failure. Most problems of this nature are caused by improper storage that permits water to enter the casing between the tire and tube prior to mounting.

Tires contain waxes and emollients to protect their outer surfaces from ozone cracking and weather cracking. As the tire rolls and flexes, the waxes and emollients continually migrate to the surface, replenishing this protection throughout the normal use of the tire. When tires sit outdoors unused for a month or more, their surfaces become dry and more susceptible to ozone cracking and weather cracking. That's why tires should always be stored in a cool, dry place away from sources of heat such as hot-water pipes and electric generators. Also, make sure that the surfaces on which tires are stored are free of grease, gasoline and other substances that could deteriorate rubber. Failure to store tires in accordance with these instructions could result in premature aging of the tires and sudden tire failure.

## Mounting

Tire mounting can be dangerous and must be done by professionally trained persons using the proper tools and procedures as specified by the Rubber Manufacturers Association.

Tires should be mounted on wheels of correct size and type that are in good, clean condition. Bent, chipped or rusted wheels may cause tire damage. The inside of the tire must be free from foreign material. Have your tire retailer check the wheels before mounting new tires. Mismatched tires and rims can explode during mounting. Also, mismatched tires and rims can result in tire failure on the road. If a tire is mounted on the wrong-sized rim, do not remount it on the proper rim; scrap it. It may be damaged internally because it is dangerously stretched, and could fail on the highway.

Old valves may leak. When new tubeless tires are mounted, have new valves of the correct type installed. Tubeless tires must be mounted only on wheels designed for tubeless tires, i.e., wheels that have safety humps or ledges. Make sure all valves have suitable valve caps. Valve caps are the primary seal against air loss.

Tires and wheels that are not balanced may cause steering difficulties, a bumpy ride and irregular tire wear. It is recommended that you have your tires and wheels balanced.



## MICHELIN TIRE LIMITED WARRANTY

**For Assistance**

Any time you see damage to your tires or wheels, immediately contact a Michelin retailer. To locate a Michelin retailer, check the Yellow Pages under “Tire Dealers – Retail.” If you need further assistance, contact:

**In the United States:**

(800) TIRE HELP (800/847-3435)

or

Michelin North America

Attention: Consumer Relations Department

P.O. Box 19001

Greenville, SC 29602

**In Canada:**

(800) 461-8473

In Quebec: (800) 565-7638

or

Michelin North America (Canada) Ltd.

Les Tours Triomphe

2540 Boulevard Daniel-Johnson

Laval, Quebec H7T 2T9

**Remember, to avoid damage to your tires and possible accident:**

- Check the pressure of your tires (including the spare) at least once a month and before long trips, and always when tires are cold.
- Do not underinflate or overinflate your tires.
- Do not overload your tires.
- Drive at moderate speed and observe legal speed limits.
- Avoid driving over potholes, obstacles, curbs and edges of pavement.
- Avoid excessive tire spinning.
- If you see any damage to a tire, replace with a spare and see a Michelin retailer at once.
- If you have any questions, contact a Michelin retailer.

**Who Is the Warrantor**

In the United States, the warrantor of the Toyo tires on this vehicle is Toyo Tire (U.S.A.) Corporation, 6261 Katella Avenue, Suite 2B, Cypress, California 90630.

In Canada, the warrantor of the Toyo tires on this vehicle is Toyo Tire Canada, Inc., 1645 Cliveden Avenue, Delta, British Columbia V3M 6V5.

**Eligibility**

You are covered under the terms of this limited warranty if you are the owner of new Toyo passenger-car tires bearing Department of Transportation prescribed tire identification numbers, and if your tires have been used only in normal highway service on the vehicle on which they were originally installed and operated in accordance with the maintenance recommendations and safety warnings in this manual.

**What Is Covered and How Long**

Toyo passenger-car tires are warranted for adjustable conditions other than those listed under “What Is Not Covered” until the original usable tread is worn down to the tread wear indicators (2/32" tread remaining) or for 72 months from the date of manufacture, whichever comes first. The Department of Transportation serial number on the sidewall of the tire will be used to determine the date of manufacture. Presence of a manufacturing anomaly is not required to qualify for adjustment.

If a tire becomes unserviceable due to an adjustable condition, it will be replaced with a comparable new Toyo tire either free of charge or on a pro-rata basis as described under “Replacement Charges.” The adjustable condition must be verified by an authorized agent for Toyo Tire.

### What Is Not Covered

Dealer service charges for routine or required tire maintenance such as alignment, rotation and balancing are not covered by this warranty. In addition, this warranty does not cover:

- Mileage wear.
- Damage caused by road hazards such as cuts, snags, bruises, impacts and punctures, whether such damage is repairable or not.
- Damage caused by improper use of tire chains.
- Rapid or irregular tread wear caused by vehicle misalignment or the failure to rotate tires at recommended intervals.
- Damage resulting from improper repair materials or procedures.
- Damage resulting from incorrect wheel size, failure to balance the tires or incorrect mounting or dismounting of the tires.
- Damage or uneven tread wear caused by incorrect inflation, overloading, fire, theft, wreck, collision, willful damage or abuse.
- Damage resulting from mechanical defects to components such as brakes, shocks and rims.
- Damage, corrosion or rubber deterioration caused by the use of oil-based chemicals, water-based sealers, balancing substances or flammable gases.
- Claims for ride disturbance or vibration submitted more than 12 months after purchase or when more than 25 percent of original usable tread is worn.
- Minor surface blemishes caused by weathering or normal wear-and-tear that do not affect the serviceability of the tire.
- Tires that have been run to destruction while flat.
- Tires used in commercial service.
- Claims for weather/ozone cracking after five years.

- Claims submitted more than six years after the date the tire was manufactured.
- Tires on vehicles normally operated outside the United States and Canada.
- Claims made by anyone other than the original retail purchaser of the vehicle.
- Tires with the Department of Transportation identification number removed or rendered illegible.
- Claims for which a tire is not available for Toyo's inspection.
- Tires for which mileage and tire-rotation records are not available or verifiable.
- Tires worn beyond the tread wear indicators (less than 2/32" tread remaining).
- Tires used on unpaved surfaces, for off-the-road service or in any application not recommended by the vehicle or tire manufacturer.

### Replacement Charges

If a tire must be removed from service due to a condition covered by this warranty within 12 months of purchase or when less than 25 percent of original usable tread is worn (whichever occurs first), the tire will be replaced with a new Toyo tire free of charge. Mounting and balancing are included. Service charges and any applicable taxes must be paid by the consumer.

If a tire must be removed from service due to a condition covered by this warranty after 12 months of purchase or when more than 25 percent of original usable tread is worn, the customer must pay for the cost of a replacement tire based on the amount of tread used. This cost is calculated by multiplying the current dealer selling price of the tire by the percentage of original usable tread worn. Service charges and any applicable taxes must be paid by the consumer.

**Note:** Adjustments for ride disturbance or vibration are covered only within 12 months of purchase or when less than 25 percent of original usable tread is worn, whichever occurs first.

### Consumer Obligations

The consumer is responsible for proper tire care and maintenance, as follows:

- Rotate tires every 7,500 miles, or sooner if inspection reveals irregular or erratic tread wear. Keep a record of all tire rotations.
- Maintain the Lexus-recommended air pressure in the tires.
- Maintain proper vehicle alignment in accordance with Lexus specifications.
- Do not exceed the load capacity of the tires.
- Do not exceed the maximum speed capability of the tires.

### Making a Claim

#### In the United States

If you need to make a claim under the terms of this warranty, please do the following:

- Call (800) 442-8696 for the location of your nearest authorized Toyo tire dealer.
- Present your tire(s) to the dealer.
- Complete and sign the Toyo standard claim form provided by the dealer and leave the tire(s) with the dealer for warranty processing.

#### In Canada

Please contact one of the Toyo locations listed on the next page for warranty assistance.

### **Vancouver**

1645 Cliveden Avenue  
Delta, British Columbia V3M 6V5  
Phone: (604) 540-1331 or (800) 663-0063  
Fax: (604) 540-8610 or (800) 883-8696

### **Toronto**

1100 Courtney Park Drive East #5  
Mississauga, Ontario L5T 1L7  
Phone: (905) 670-2148 or (800) 668-5429  
Fax: (905) 670-7204 or (800) 668-2396

### **Montreal**

59 Hymus Boulevard  
Pointe-Claire, Quebec H9R 1E2  
Phone: (514) 695-9764 or (800) 363-0199  
Fax: (514) 695-9320 or (800) 663-0982

### **Exclusions and Limitations**

This warranty is limited to the 50 United States, the District of Columbia and Canada.

All implied warranties, including warranty of merchantability or fitness for a particular purpose, are

expressly limited to the duration of this warranty. All obligations or liabilities for incidental or consequential damages (such as inconvenience, loss of time, loss of use of vehicle, and towing or road-service charges) are hereby excluded. Some states do not allow limitations on how long an implied warranty lasts or the exclusion or limitation of incidental or consequential damages, so the above exclusions and limitations may not apply to you.

No Toyo employee, representative or dealer has the authority to make or imply any representation, promise or agreement that in any way varies the terms of this warranty.

This warranty gives you specific legal rights. You may also have other rights that vary from state to state and in Canada from province to province.

**Important:** In accordance with Federal Law, this warranty has been designated a “limited warranty.” Nothing in this warranty is intended to be a representation that tire failures cannot occur.

**Important Safety Information**

Any tire, no matter how well constructed, can fail as a result of punctures, impact damage, improper inflation or other conditions resulting from use. Tire failures may create a risk of property damage and personal injury. To reduce the risk of tire failure, we strongly recommend following the tire safety instructions found in your vehicle owner's manual.

**Safety Warning**

Serious injury may result from:

- Tire failure due to underinflation, vehicle overloading or driving in excess of legal speeds. *Follow the specifications in your owner's manual or on the tire placard in your vehicle.*
- Explosion of tire/rim assembly due to improper mounting. *Only specially trained persons should mount tires.*

## GENERAL INFORMATION

This limited warranty (“warranty”) is a promise of replacement under certain specified conditions. This policy applies to original-equipment tires used in normal highway service displaying warrantable conditions and does not require the existence of a manufacturing defect to qualify for an adjustment. This is not a warranty that your tire will not wear out, fail or become unserviceable if neglected or mistreated.

### Eligibility

This warranty applies to every Yokohama passenger car, light truck and temporary spare tire bearing the Yokohama brand name and complete Department of Transportation serial identification number. Eligible tires must be used on the vehicle on which they were originally equipped in conformance with the vehicle manufacturer’s recommendations.

### What Is Covered and How Long

Tires that become unserviceable for reasons other than those listed under “What Is Not Covered” are covered for replacement as follows:

#### Passenger Car and Light Truck Tires (Other Than Temporary Spare)

If a tire becomes unserviceable during the first 25 percent of original usable tread depth or within 12 months of date of vehicle purchase (whichever is more beneficial to the customer), it will be replaced with a comparable new Yokohama tire free of charge.

During this period, tires will be mounted and balanced without charge. Other service charges such as tire rotation and alignment and any applicable taxes are payable by the customer.

If a tire is beyond the above specified period of free replacement, the customer must pay for the cost of a new comparable Yokohama tire on a prorated basis.



## YOKOHAMA TIRE LIMITED WARRANTY

The dealer shall determine this cost by multiplying the percentage of usable tread worn by the current retail selling price of the tire at the time of replacement. Charges for mounting and balancing and any other service charges or applicable taxes are payable by the customer.

The tire is covered by this warranty for the life of the original usable tread (down to the tread wear indicators molded at 2/32 inch or 1.6 mm) or for 48 months from the date of vehicle purchase, whichever comes first.

**Temporary Spare Tires**

If a temporary spare tire becomes unserviceable when the original tread is worn not more than 1/32 inch or 0.8 mm, and the tire has been used only in temporary highway service for the vehicle on which it was originally equipped, the tire will be replaced with a new Yokohama temporary spare tire free of charge. There will be no charge for mounting and balancing. Any other service charges or applicable taxes are payable by the customer.

Temporary spare tires worn greater than 1/32 inch or 0.9 mm but less than 2/32 inch or 1.6 mm will be replaced, and the customer will be charged 50 percent of the current retail selling price of the tire. Charges for mounting and balancing and any other service charges or applicable taxes are payable by the customer.

**What Is Not Covered**

This warranty does not cover the following:

- Damage caused by obstacles or debris on the highway, such as cuts, punctures (whether repairable or not), snags, bruises, tears and impact breaks.
- Improper repairs or repairs that have failed.
- Underinflation, overinflation or other abuses.
- Tire/wheel imbalance or incorrect mounting of the tires.
- Mechanical irregularities in the vehicle such as wheel misalignment or worn or faulty parts.
- Accident, corrosion, vandalism, fire or damage caused by nature.

- Tires used on vehicles in racing or special application.
- Non-speed-rated temporary spare tires used over 50 mph (80 km/h).
- Tires worn out, i.e., with 2/32 inch (1.6 mm) or less of tread remaining.
- Tires that have been retreaded.
- Tires transferred from the vehicle on which they were originally equipped.

### Limitations and Exclusions

All implied warranties, including any warranty of merchantability or fitness for a particular purpose, are expressly limited to the duration of this written warranty.

All obligations or liabilities for loss of time, inconvenience, loss of vehicle use or any other incidental or consequential damages are hereby excluded. Some states do not allow limitations on how long an implied

warranty lasts or the exclusion or limitation of incidental or consequential damages, so the above limitations or exclusions may not apply to you.

### Yokohama's Obligations

Replacements qualifying under this warranty will be made by an authorized Yokohama retail tire dealer. Listings for participating dealers may be found in the yellow pages of your telephone book.

### Customer's Obligations

The customer must present the claim tire together with the vehicle on which it was used to an authorized Yokohama retail tire dealer. Tires replaced under the terms of this warranty become the property of Yokohama Tire Corporation.

If a tire is replaced under the terms of this warranty after the free replacement period, the customer must pay the adjusted price of the new tire as described under "What Is Covered and How Long" plus any

## YOKOHAMA TIRE LIMITED WARRANTY

applicable taxes. The customer is responsible for the cost of dealer services such as mounting, balancing, tire rotation and alignment unless these costs are specifically covered by the applicable warranty.

To obtain a free replacement tire under this warranty, the customer must show proof of vehicle purchase date by presenting either the new-vehicle invoice or license registration.

**Legal Rights**

This warranty gives you specific legal rights. You may also have other rights that vary from state to state.

**IMPORTANT SAFETY INFORMATION**

All tires require maintenance regardless of how well they are constructed. Operational damages such as punctures, impact damage, cuts and incorrect inflation may cause tire failure and subsequent personal injury and/or property damage. The operation and maintenance practices described here will reduce the chance of tire problems.

**Tire Inspection**

Visually inspect your tires frequently for any abnormal conditions resulting from operation such as scrapes, bulges, cuts, nails and uneven wear. Inspection must be made immediately after severe braking or any known or suspected contact with an object in the road, pothole or road irregularity. Refer abnormal conditions to a reputable tire service center for repair or replacement. Never drive on a tire if such conditions appear.

### **Tire Load**

Never exceed the maximum vehicle load limit listed on the vehicle specification plate. Be aware of the load-carrying limits molded into the tire's sidewall and do not exceed those limits. Maximum load can only be carried at the maximum cold-inflation pressure indicated on the tire's sidewall.

### **Speed Limits**

Regardless of the speed capability of your tires, never exceed lawful speeds or speeds dictated by driving conditions.

### **Road Hazards**

Objects in the road that threaten a tire should be safely avoided. These objects are potholes, glass, metal, rocks, wood debris and the like. If contact with such an object is unavoidable, have your tires thoroughly inspected as soon as possible.

### **Air Pressure**

Maintenance of proper air pressure is critical to tire life. Air pressure must be checked no less than once a month and before any extended driving. Pressure should be checked when tires are cold (before operation, cool to the touch) using a tire gauge. Maintain air pressure per the vehicle manufacturer's recommendations as noted on the vehicle tire placard or in the *Owner's Manual*. Do not reduce pressure when a tire is hot, and do not inflate a cold tire to a pressure higher than the limit molded on the tire's sidewall. Remember to also check air pressure in the spare tire.

### **Tread Wear**

Tires must be replaced when the depth of the tread reaches  $\frac{2}{32}$  inch (1.6 mm). Yokohama tires are manufactured with tread wear indicators molded into the tire grooves. As tires approach  $\frac{2}{32}$  inch (1.6 mm) of wear, the tread gauge becomes thinner and more vulnerable to the effects of road hazards. Visual tire inspection therefore becomes more crucial as the tires wear out.

## YOKOHAMA TIRE LIMITED WARRANTY

**Hard Braking**

Tires must be inspected after any hard braking or after tires have slid on the pavement. These circumstances can cause a flat spot in a tread section of the tire.

**Tire Spinning**

If your vehicle becomes stuck, do not allow tires to spin at speeds greater than 35 mph. Do not stand behind a spinning tire while attempting to push a vehicle. Speed and force can cause a tire to disintegrate and explode and may cause property damage and personal injury.

**Tire Rotation**

Because front and rear tires perform differently, Yokohama recommends rotating tires regularly to extend tread life and ensure even wear. Follow the tire rotation instructions indicated in your *Owner's Manual* and in the "Maintenance Information" section of this booklet.

**Safety Warning**

Serious injury may result from:

- Tire failure due to underinflation, overinflation or overloading. Follow the specifications in your *Owner's Manual* or on the vehicle tire placard.
- Explosion of the tire/rim assembly due to improper mounting. Only specially trained persons should mount tires.

**Safety Warning**

It is dangerous to install a tire of one rim-diameter on a rim of a different rim-diameter. Always replace a tire on a rim with another tire of exactly the same rim-diameter designation and suffix letters. For example, a 16-inch tire goes with a 16-inch rim. Never mount a 16-inch tire on a 16.5-inch rim.

**SAFETY INFORMATION:  
TEMPORARY SPARE TIRE**

Any tire, no matter how well constructed, may fail due to improper use or maintenance. Tire failure creates a risk of property damage and serious or fatal injury. For your safety, please follow the instructions below concerning your high-pressure temporary spare tire.

- Do not use the tire continually as a regular tire. It is designed for temporary use only.
- Avoid driving over obstacles such as potholes, glass and metal that may damage the tire through impact or cutting.
- Do not exceed a speed of 50 mph (80 km/h) when using a non-speed-rated temporary spare.
- A tread life of up to 3,000 miles (4,800 km) can be expected depending on road conditions and your driving habits. To conserve tread life, return the spare to the trunk as soon as the standard tire can be repaired or replaced.
- Do not use snow chains on the tire. This could cause damage to your vehicle.
- When the tread wear indicator appears, replace the tire with a tire of the same type.
- Check the tire's cold-inflation pressure monthly and maintain at 60 psi (4.2 kg/cm<sup>2</sup>), even when the tire is not in use.
- Do not use the tire with any other rim. Do not install standard tires, wheel covers or trim rings on the tire's rim.
- The Yokohama high-pressure spare tire was specially designed for your car. Do not use it on any other vehicle.

YOKOHAMA TIRE LIMITED WARRANTY

---

**CONTACTING YOKOHAMA****In the United States**

If you require assistance directly from Yokohama,  
please contact:

Yokohama Tire Corporation  
601 South Acacia Avenue  
Fullerton, CA 92831  
(800) 722-9888  
[www.yokohamatire.com](http://www.yokohamatire.com)

**In Canada**

If you require assistance directly from Yokohama,  
please contact:

Yokohama Tire Canada  
2445 Canoe Avenue  
Coquitlam, BC V3K 6A9  
(800) 661-4033  
(800) 663-8464 (Western Canada)  
(800) 387-4924 (Ontario)  
(800) 361-9444 (Eastern Canada)

## GENERAL INFORMATION

You are responsible for ensuring that your Lexus is operated and maintained according to the instructions in the *Owner's Manual* and the "Maintenance Information" section of this supplement.

You should keep detailed records of vehicle maintenance, since under some circumstances they may be required for warranty coverage. These records should include date of service, mileage at time of service and a description of service performed and/or parts installed. For your convenience, maintenance logs are included in the "Maintenance Information" section of this supplement. If you sell your vehicle, you should give your maintenance records to the new owner.

Lexus will not deny a warranty claim solely because you do not have records to show that you maintained your vehicle. However, damage or failures caused by lack of proper maintenance are not covered under warranty.

## WHERE TO GO FOR MAINTENANCE

You may have maintenance performed on your vehicle by any qualified person or facility. However, Lexus recommends having maintenance performed by an authorized Lexus dealership.

Lexus dealership technicians are specially trained to maintain and repair Lexus vehicles. They stay current on the latest service information through Lexus technical bulletins, service publications and training courses. Many are also certified through the Lexus Commitment to Perfection Certification Program, which requires specialized, state-of-the-art training as well as rigorous exams through both Lexus and the National Institute for Automotive Service Excellence.

You can be confident you're getting the best possible service for your vehicle when you take it to a Lexus dealership. Plus, a Lexus dealership will always use Genuine Lexus Parts designed specifically for your vehicle.



## REPLACEMENT PARTS

Warranty coverage is not dependent upon the use of any particular brand of replacement parts. However, Lexus recommends using only Genuine Lexus Parts when you need to replace a part on your vehicle. Like all Lexus products, Genuine Lexus Parts are built to the highest standards of quality, durability and performance. They are also designed to fit your vehicle's exact specifications.

Your Lexus dealership maintains an extensive inventory of Genuine Lexus Parts to meet your vehicle service needs. And because it is linked electronically to Lexus Parts Distribution Centers, the dealership has quick access to any parts it may not have in stock.

Genuine Lexus Parts are covered by their own warranty (see your dealer for details) or the remainder of any applicable New Vehicle Limited Warranty, whichever is longer. **Non-Genuine Lexus Parts, or any damage or failures resulting from their use, are not covered by any Lexus warranty.**

## BY GEOGRAPHIC REGION

### In the United States, U.S. Territories and Canada

To obtain warranty service in the United States, U.S. territories or Canada, take your vehicle to an authorized Lexus dealership. If your vehicle cannot be driven, contact your nearest Lexus dealership for towing assistance. You do not have to pay for towing to the nearest Lexus dealership if your vehicle is inoperable due to failure of a warranted part.

### Outside the United States, U.S. Territories and Canada

If you are using your vehicle outside the United States, U.S. territories and Canada and need warranty service, contact a local Lexus dealership. Please note, however, that your vehicle may not be repaired free of charge because the local Lexus distributor may have no obligation to provide warranty service for your vehicle, and/or your vehicle may not comply with local regulatory or environmental requirements.

## EMERGENCY REPAIRS

If your vehicle is inoperable or unsafe to drive and there is no Lexus dealership reasonably available to make repairs, you may perform the repairs yourself or have them performed by another automotive service provider. Lexus will reimburse you for any of the repairs that are covered by warranty. To receive reimbursement, present to an authorized Lexus dealership your paid repair invoices and any parts that were removed from the vehicle. You will be reimbursed for warranted parts at the manufacturer's suggested retail price and warranted labor at a geographically appropriate hourly rate multiplied by Lexus' recommended time allowance for the repair.

If your vehicle requires emergency repair, Lexus assumes no liability for subsequent failures caused by improper repairs or the use of non-Genuine Lexus Parts unless you have the vehicle properly repaired in a timely manner. To ensure that warranty coverage remains intact, have your vehicle inspected by an authorized Lexus dealership as soon as possible after an emergency repair.